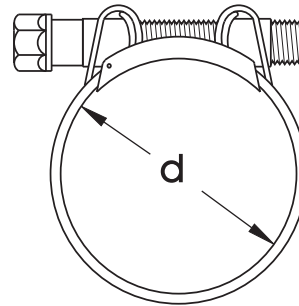


For RYCO Hose Series SR and SRF all sizes.

3300 Series require a suitable clamp around the outside of the hose.

HOSE DASH SIZE	CLAMP PART NO	CLAMP ADJUSTMENT RANGE d mm	RECOMMENDED TIGHTENING TORQUE	
			Nm	ft. lbs
-12	<b>RSC-3134</b>	31 to 34	20	15
-16	<b>RSC-3740*</b>	37 to 40	20	15
	<b>RSC-4043*</b>	40 to 43	20	15
-20	<b>RSC-4347*</b>	43 to 47	20	15
	<b>RSC-4751*</b>	47 to 51	20	15
-24	<b>RSC-5155</b>	51 to 55	20	15
-32	<b>RSC-6368</b>	63 to 68	25	18
-40	<b>RSC-7379</b>	73 to 79	25	18
-48	<b>RSC-8591</b>	85 to 91	25	18



\*Due to the manufacturing tolerance on outside diameter of the hose and the range of adjustment of the clamp, it is necessary to confirm correct clamp at time of assembly.

BSP	3301	3311
60° SEAT FLAT SEAT		

HOSE SIZE		THREAD SIZE	DASH SIZE	BSPT MALE		BSPP O RING MALE	
DN	inch	inch		PART NO	C <sub>A</sub>	PART NO	C <sub>A</sub>
19	3/4	3/8	-1206	<b>3301-1206</b>	23		
19	3/4	1/2	-1208	<b>3301-1208</b>	28		
19	3/4	3/4	-1212	<b>3301-1212</b>	28		
19	3/4	1	-1216	<b>3301-1216</b>	36		
25	1	1/2	-1608				
25	1	3/4	-1612	<b>3301-1612</b>	29	<b>3311-1612</b>	27
25	1	1	-1616	<b>3301-1616</b>	36	<b>3311-1616</b>	27
25	1	1.1/4	-1620	<b>3301-1620</b>	38		
31	1.1/4	3/4	-2012	<b>3301-2012</b>	31	<b>3311-2012</b>	27
31	1.1/4	1	-2016	<b>3301-2016</b>	36	<b>3311-2016</b>	27
31	1.1/4	1.1/4	-2020	<b>3301-2020</b>	38	<b>3311-2020</b>	28
31	1.1/4	1.1/2	-2024	<b>3301-2024</b>	39		
38	1.1/2	1	-2416	<b>3301-2416</b>	36	<b>3311-2416</b>	27
38	1.1/2	1.1/4	-2420	<b>3301-2420</b>	38	<b>3311-2420</b>	28
38	1.1/2	1.1/2	-2424	<b>3301-2424</b>	39		
51	2	1	-3216	<b>3301-3216</b>	39		
51	2	1.1/4	-3220				
51	2	1.1/2	-3224	<b>3301-3224</b>	40		
51	2	2	-3232	<b>3301-3232</b>	44		
63	2.1/2	1.1/2	-4024				
63	2.1/2	2	-4032				

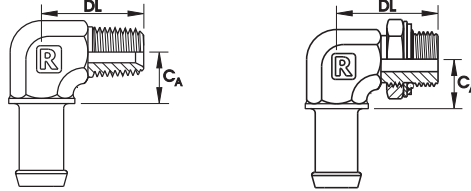
# 3300 Series Suction and Return Couplings



For RYCO Hose Series SR and SRF all sizes.  
3300 Series require a suitable clamp around the outside of the hose.

## BSP 3340 3341

60° SEAT  
FLAT SEAT

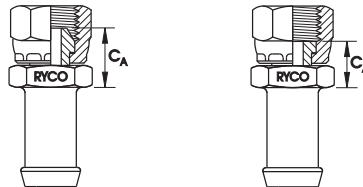


HOSE SIZE		THREAD SIZE	DASH SIZE	BSPT MALE 90° ELBOW			BSPP O RING MALE 90° ELBOW		
-----------	--	-------------	-----------	---------------------	--	--	----------------------------	--	--

DN	inch	inch		PART NO	C <sub>A</sub>	DL	PART NO	C <sub>A</sub>	DL
19	3/4	1/2	-1208	<b>3340-1208</b>	22	37			
19	3/4	3/4	-1212	<b>3340-1212</b>	25	40			
25	1	1/2	-1608	<b>3340-1608</b>	25	42	<b>3341-1608</b>	25	46
25	1	3/4	-1612	<b>3340-1612</b>	25	40	<b>3341-1612</b>	25	47
25	1	1	-1616	<b>3340-1616</b>	29	50			
25	1	1.1/4	-1620	<b>3340-1620</b>	36	61			
31	1.1/4	3/4	-2012	<b>3340-2012</b>	30	45	<b>3341-2012</b>	30	
31	1.1/4	1	-2016	<b>3340-2016</b>	30	50	<b>3341-2016</b>	30	52
31	1.1/4	1.1/4	-2020	<b>3340-2020</b>	36	61	<b>3341-2020</b>	36	57
31	1.1/4	1.1/2	-2024	<b>3340-2024</b>	41	67			
38	1.1/2	1	-2416	<b>3340-2416</b>	36	60	<b>3341-2416</b>	36	57
38	1.1/2	1.1/4	-2420	<b>3340-2420</b>	36	61	<b>3341-2420</b>	36	57
38	1.1/2	1.1/2	-2424	<b>3340-2424</b>	41	67			
51	2	1.1/4	-3220	<b>3340-3220</b>	53	75			
51	2	1.1/2	-3224	<b>3340-3224</b>	53	75			
51	2	2	-3232						

## BSP 3302 3302F

60° SEAT  
FLAT SEAT



HOSE SIZE		THREAD SIZE	DASH SIZE	BSPP FEMALE		BSPP FEMALE FLAT FACE	
-----------	--	-------------	-----------	-------------	--	-----------------------	--

DN	inch	inch		PART NO	C <sub>A</sub>	PART NO	C <sub>A</sub>
19	3/4	3/4	-1212	<b>3302-1212</b>	24	<b>3302F-1212</b>	19
25	1	1	-1616	<b>3302-1616</b>	27	<b>3302F-1616</b>	23
31	1.1/4	1.1/4	-2020	<b>3302-2020</b>	26	<b>3302F-2020</b>	23
38	1.1/2	1.1/2	-2424	<b>3302-2424</b>	29	<b>3302F-2424</b>	27
51	2	2	-3232	<b>3320-3232</b>	41		

Intro

Hose

Couplings

Adaptors

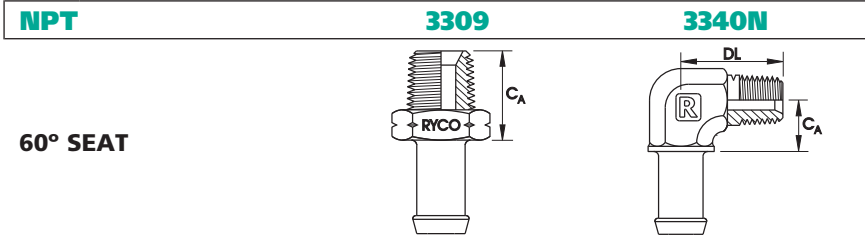
Accessories

Filters

Technical

For RYCO Hose Series SR and SRF all sizes.

3300 Series require a suitable clamp around the outside of the hose.



HOSE SIZE		THREAD SIZE	DASH SIZE	NPT MALE		NPT MALE 90° ELBOW		
DN	inch	inch		PART NO	C <sub>A</sub>	PART NO	C <sub>A</sub>	DL
19	3/4	1/2	-1208			<b>3340N-1208</b>	22	37
25	1	3/4	-1612	<b>3309-1612</b>	29			
25	1	1	-1616	<b>3309-1616</b>	36	<b>3340N-1616</b>	29	50
31	1.1/4	3/4	-2012	<b>3309-2012</b>	31			
31	1.1/4	1	-2016					
31	1.1/4	1.1/4	-2020	<b>3309-2020</b>	38			
31	1.1/4	1.1/2	-2024					
38	1.1/2	1	-2416					
38	1.1/2	1.1/4	-2420	<b>3309-2420</b>	38			
38	1.1/2	1.1/2	-2424	<b>3309-2424</b>	39			
51	2	1.1/4	-3220					
51	2	1.1/2	-3224					



HOSE SIZE	THREAD SIZE	TUBE SIZE	DASH SIZE	JIC FEMALE	
DN	inch	inch	inch	PART NO	C <sub>A</sub>
19	3/4	1.1/16	3/4	-1217	
25	1	1.1/16	3/4	-1617	<b>3304-1617</b>
31	1.1/4	1.5/8	1.1/4	-2026	<b>3304-2026</b>
38	1.1/2	1.7/8	1.1/2	-2430	
51	2	2.1/2	2	-3240	

For RYCO Hose Series SR and SRF all sizes.  
3300 Series require a suitable clamp around the outside of the hose.

SAE FLANGE	3313	3315	3317
<p><b>CODE 61</b></p> <p>FLANGE OD PAGE BELOW CLAMPS PAGE 281/282</p> <p>O RING NOT SUPPLIED</p>			

HOSE SIZE		NOM. FLANGE SIZE	DASH SIZE	CODE 61 FLANGE	CODE 61 FLANGE 45° TUBE BEND			CODE 61 FLANGE 90° TUBE BEND			
DN	inch	inch		PART NO	CA	PART NO	CA	DL	PART NO	CA	DL
19	3/4	1/2	-1208								
19	3/4	3/4	-1212								
19	3/4	1	-1216								
25	1	1	-1616	<b>3313-1616</b>	50	<b>3315-1616</b>	73	36	<b>3317-1616</b>	82	94
25	1	1.1/4	-1620	<b>3313-1620</b>	50	<b>3315-1620</b>	73	36	<b>3317-1620</b>	82	94
31	1.1/4	1	-2016						<b>3317-2016</b>	69	80
31	1.1/4	1.1/4	-2020	<b>3313-2020</b>	50	<b>3315-2020</b>	81	39	<b>3317-2020</b>	69	80
31	1.1/4	1.1/2	-2024	<b>3313-2024</b>	50	<b>3315-2024</b>	86	40	<b>3317-2024</b>	69	80
38	1.1/2	1.1/4	-2420	<b>3313-2420</b>	49						
38	1.1/2	1.1/2	-2424	<b>3313-2424</b>	50	<b>3315-2424</b>	87	41	<b>3317-2424</b>	92	103
38	1.1/2	2	-2432	<b>3313-2432</b>	52	<b>3315-2432</b>	95	46	<b>3317-2432</b>	92	104
51	2	2	-3232	<b>3313-3232</b>	52	<b>3315-3232</b>	109	56	<b>3317-3232</b>	103	114
51	2	2.1/2	-3240	<b>3313-3240</b>	52	<b>3315-3240</b>	109	56	<b>3317-3240</b>	103	114
63	2.1/2	2	-4032	<b>3313-4032</b>		<b>3315-4032</b>			<b>3317-4032</b>		

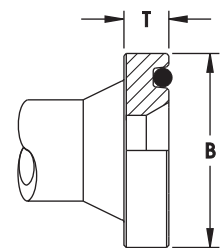
### Dimensions for SAE Code 61 and Code 62 Flanges, and RYCO Code 62C Flanges

NOMINAL FLANGE	CODE 61				CODE 62				CODE 62C			
	B		T		B		T		B		T	
inch	mm	inch	mm	inch	mm	inch	mm	inch	mm	inch	mm	inch
1/2	30,2	1.19	6,73	0.265	31,8	1.25	7,75	0.305				
*5/8	34,0	1.34	6,73	0.265								
3/4	38,1	1.50	6,73	0.265	41,3	1.63	8,76	0.345	41,3	1.63	14,20	0.559
1	44,5	1.75	8,00	0.315	47,6	1.88	9,53	0.375	47,6	1.88	14,20	0.559
1.1/4	50,8	2.00	8,00	0.315	54,0	2.12	10,29	0.405	54,0	2.12	14,20	0.559
1.1/2	60,3	2.38	8,00	0.315	63,5	2.50	12,57	0.495	63,5	2.50	14,20	0.559
2	71,4	2.81	9,53	0.375	79,4	3.13	12,57	0.495				
2.1/2	84,1	3.31	9,53	0.375								

\*5/8 is used by Komatsu.

RYCO Code 62C fittings conform to the flange OD and bolt hole patterns of SAE Code 62 but require special flange clamps.

RYCO Code 62C flange heads are thicker than SAE Code 62 and measure T = 14,2 mm (0.559 inch) in all sizes.

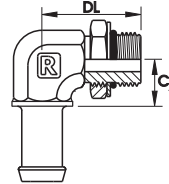
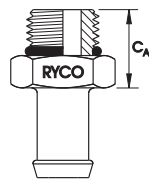


For RYCO Hose Series SR and SRF all sizes.

3300 Series require a suitable clamp around the outside of the hose.

**UNO (O RING BOSS)** **3320** **3342**

**O RING SUPPLIED**



HOSE SIZE				THREAD SIZE	TUBE SIZE	DASH SIZE	UN O RING MALE (O RING BOSS)		UN O RING MALE (O RING BOSS) 90° ELBOW		
DN	inch	inch	inch				PART NO	C <sub>A</sub>	PART NO	C <sub>A</sub>	DL
19	3/4	7/8	5/8	-1214			<b>3320-1214</b>	21	<b>3342-1214</b>	25	46
19	3/4	1.1/16	3/4	-1217			<b>3320-1217</b>	25	<b>3342-1217</b>	29	52
19	3/4	1.5/16	1	-1221			<b>3320-1221</b>	27	<b>3342-1221</b>	29	52
25	1	1.1/16	3/4	-1617			<b>3320-1617</b>	25	<b>3342-1617</b>	29	52
25	1	1.5/16	1	-1621			<b>3320-1621</b>	27	<b>3342-1621</b>	29	52
31	1.1/4	7/8	5/8	-2014			<b>3320-2014</b>	24			
31	1.1/4	1.1/16	3/4	-2017			<b>3320-2017</b>	27	<b>3342-2017</b>	30	52
31	1.1/4	1.3/16	7/8	-2019			<b>3320-2019</b>	27	<b>3342-2019</b>	30	51
31	1.1/4	1.5/16	1	-2021			<b>3320-2021</b>	27	<b>3342-2021</b>	30	52
31	1.1/4	1.5/8	1.1/4	-2026			<b>3320-2026</b>	28	<b>3342-2026</b>	36	57
38	1.1/2	1.1/16	3/4	-2417			<b>3320-2417</b>	27			
38	1.1/2	1.5/16	1	-2421			<b>3320-2421</b>	27	<b>3342-2421</b>	36	57
38	1.1/2	1.5/8	1.1/4	-2426			<b>3320-2426</b>	28	<b>3342-2426</b>	36	57
38	1.1/2	1.7/8	1.1/2	-2430			<b>3320-2430</b>	30			
51	2	1.7/8	1.1/2	-3230			<b>3320-3230</b>	30			