

## METRIC M73

**PLUG**

**REQUIRES BONDED SEAL (P/N MB)**



THREAD SIZE	METRIC PLUG
-------------	-------------

mm	PART NO
12x1,5	M73-1215
14x1,5	M73-1415
16x1,5	M73-1615
18x1,5	M73-1815
20x1,5	M73-2015
22x1,5	M73-2215
24x1,5	M73-2415
26x1,5	M73-2615
27x2,0	M73-2720
28x1,5	M73-2815
30x2,0	M73-3020
33x2,0	M73-3320
36x2,0	M73-3620
42x2,0	M73-4220
48x2,0	
52x2,0	M73-5220

## METRIC MB

**METAL BONDED SEAL**



THREAD SIZE	BONDED SEAL
-------------	-------------

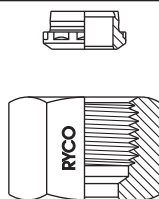
mm	PART NO
12	MB-12
14	MB-14
16	MB-16
18	MB-18
20	MB-20
22	MB-22
24	MB-24
26	MB-26
27	MB-27
28	MB-28
30	MB-30
33	MB-33
36	MB-36
42	MB-42
48	MB-48
52	

**NOTE:**  
Bonded Seals are sold only in packs of 10 (up to and including MB-20) or packs of 5 (MB-22 and over).  
To order pack, add D after MB.  
Example: Order Part No MBD-xx for pack.

## METRIC M6L

**DLK LIGHT SERIES**

**NUT AND OLIVE (CUTTING RING)**



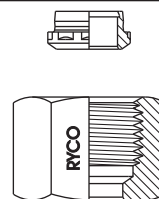
THREAD SIZE	TUBE OD	DASH SIZE	DKL NUT AND OLIVE
-------------	---------	-----------	-------------------

mm	mm		PART NO
12x1,5	6	-06	M6L-06
14x1,5	8	-08	M6L-08
16x1,5	10	-10	M6L-10
18x1,5	12	-12	M6L-12
22x1,5	15	-15	M6L-15
26x1,5	18	-18	M6L-18
30x2,0	22	-22	M6L-22
36x2,0	28	-28	M6L-28

## METRIC M6S

**DKS HEAVY SERIES**

**NUT AND OLIVE (CUTTING RING)**



THREAD SIZE	TUBE OD	DASH SIZE	DKS NUT AND OLIVE
-------------	---------	-----------	-------------------

mm	mm		PART NO
14x1,5	6	-06	M6S-06
16x1,5	8	-08	M6S-08
18x1,5	10	-10	M6S-10
20x1,5	12	-12	M6S-12
22x1,5	14	-14	M6S-14
24x1,5	16	-16	M6S-16
30x2,0	20	-20	M6S-20
36x2,0	25	-25	M6S-25
42x2,0	30	-30	M6S-30
52x2,0	38	-38	M6S-38

Intro

Hose

Couplings

Adaptors

Accessories

Filters

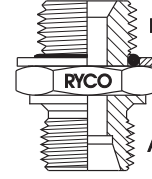
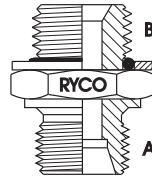
Technical

## METRIC/BSPP O RING

### M75L

### M75S

**BSPP O RING AND RETAINING RING SUPPLIED  
METRIC END REQUIRES BONDED SEAL  
(PART NO MB) IF USED IN A PORT**



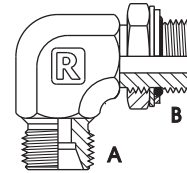
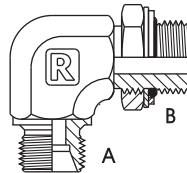
THREAD SIZE		DASH SIZE	DKL MALE 24° CONE BSPP O RING MALE		DKS MALE 24° CONE BSPP O RING MALE	
A	B		PART NO	TUBE OD mm	PART NO	TUBE OD mm
14x1,5	1/4	-1404	M75L-1404	8		
16x1,5	1/4	-1604			M75S-1604	8
18x1,5	1/8	-1802			M75S-1802	10
18x1,5	1/4	-1804			M75S-1804	10
18x1,5	3/8	-1806			M75S-1806	10
18x1,5	1/2	-1808	M75L-1808	12		
20x1,5	3/8	-2006			M75S-2006	12
22x1,5	1/2	-2208			M75S-2208	14
22x1,5	3/4	-2212	M75L-2212	15		
24x1,5	3/8	-2406			M75S-2406	16
24x1,5	1/2	-2408			M75S-2408	16
30x2,0	3/4	-3012			M75S-3012	20
36x2,0	3/4	-3612			M75S-3612	25
36x2,0	1	-3616			M75S-3616	25
42x2,0	1.1/4	-4220			M75S-4220	30
52x2,0	1.1/2	-5224			M75S-5224	38

## METRIC/BSPP O RING

### M77L

### M77S

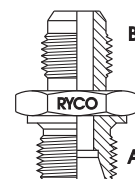
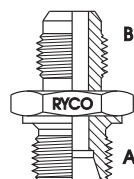
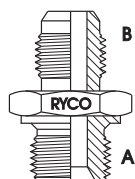
**BSPP O RING AND RETAINING RING SUPPLIED  
METRIC END REQUIRES BONDED SEAL  
(PART NO MB) IF USED IN A PORT**



THREAD SIZE		DASH SIZE	DKL MALE 24° CONE BSPP O RING MALE 90° ELBOW		DKS MALE 24° CONE BSPP O RING MALE 90° ELBOW	
A	B		PART NO	TUBE OD mm	PART NO	TUBE OD mm
16x1,5	1/4	-1604				
18x1,5	1/4	-1804	M77L-1804	12	M77S-1804	10
18x1,5	3/8	-1806	M77L-1806	12		
18x1,5	1/2	-1808	M77L-1808	12		
20x1,5	3/8	-2006				
22x1,5	1/2	-2208				
24x1,5	1/2	-2408			M77S-2408	16
30x2,0	1/2	-3008			M77S-3008	20
36x2,0	3/4	-3612			M77S-3612	25
36x2,0	1	-3616				
42x2,0	3/4	-4212			M77S-4212	

METRIC/JIC	M7	M7L	M7S
------------	----	-----	-----

**METRIC END  
REQUIRES  
BONDED SEAL  
(PART NO MB) IF  
USED IN A PORT**

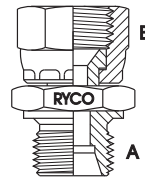
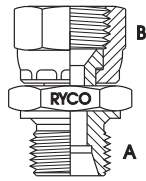


THREAD SIZE		DASH SIZE	METRIC MALE JIC MALE	DKL MALE 24° CONE JIC MALE	DKS MALE 24° CONE JIC MALE		
A	B		PART NO	PART NO	TUBE OD mm	PART NO	TUBE OD mm
12x1,5	7/16	-1207		<b>M7L-1207</b>	6		
12x1,5	9/16	-1209		<b>M7L-1209</b>	6		
12x1,5	3/4	-1212					
14x1,5	7/16	-1407					
14x1,5	9/16	-1409		<b>M7L-1409</b>	8		
14x1,5	3/4	-1412		<b>M7L-1412</b>	8		
16x1,5	7/16	-1607	<b>M7-1607</b>	<b>M7L-1607</b>			
16x1,5	9/16	-1609	<b>M7-1609</b>				
16x1,5	3/4	-1612	<b>M7-1612</b>				
16x1,5	7/8	-1614	<b>M7-1614</b>				
18x1,5	9/16	-1809	<b>M7-1809</b>	<b>M7L-1809</b>	12	<b>M7S-1809</b>	10
18x1,5	3/4	-1812	<b>M7-1812</b>	<b>M7L-1812</b>	12		
18x1,5	7/8	-1814	<b>M7-1814</b>				
20x1,5	3/4	-2012	<b>M7-2012</b>				
20x1,5	7/8	-2014	<b>M7-2014</b>				
20x1,5	1.1/16	-2017	<b>M7-2017</b>				
22x1,5	3/4	-2212		<b>M7L-2212</b>	15		
22x1,5	7/8	-2214		<b>M7L-2214</b>	15		
22x1,5	1.1/16	-2217	<b>M7-2217</b>				
24x1,5	3/4	-2412				<b>M7S-2412</b>	16
24x1,5	7/8	-2414					
24x1,5	1.1/16	-2417				<b>M7S-2417</b>	16
26x1,5	1.1/16	-2617	<b>M7-2617</b>				
26x1,5	1.5/16	-2621	<b>M7-2621</b>				
27x2,0	1.1/16	-2717	<b>M7-2717</b>				
27x2,0	1.5/16	-2721	<b>M7-2721</b>				
28x1,5	1.1/16	-2817	<b>M7-2817</b>				
28x1,5	1.5/16	-2821	<b>M7-2821</b>				
30x2,0	7/8	-3014				<b>M7S-3014</b>	20
30x2,0	1.1/16	-3017					
30x2,0	1.5/16	-3021					
33x2,0	1.1/16	-3317	<b>M7-3317</b>				
33x2,0	1.5/16	-3321	<b>M7-3321</b>				
33x2,0	1.5/8	-3326	<b>M7-3326</b>				
36x2,0	1.1/16	-3617				<b>M7S-3617</b>	25
36x2,0	1.5/16	-3621					
42x2,0	1.5/16	-4221	<b>M7-4221</b>			<b>M7S-4221</b>	30
42x2,0	1.5/8	-4226	<b>M7-4226</b>				
42x2,0	1.7/8	-4230	<b>M7-4230</b>				
48x2,0	1.5/8	-4826	<b>M7-4826</b>				
48x2,0	1.7/8	-4830	<b>M7-4830</b>				

- Intro
- Hose
- Couplings
- Adaptors
- Accessories
- Filters
- Technical

**METRIC/JIC**
**M71L**
**M71S**

**METRIC END  
REQUIRES  
BONDED SEAL  
(PART NO MB) IF  
USED IN A PORT**



THREAD SIZE		DASH SIZE	DKL MALE 24° CONE JIC FEMALE		DKS MALE 24° CONE JIC FEMALE	
A	B		PART NO	TUBE OD mm	PART NO	TUBE OD mm
12x1,5	7/16	-1207				
12x1,5	9/16	-1209				
12x1,5	3/4	-1212				
14x1,5	7/16	-1407				
14x1,5	9/16	-1409				
14x1,5	3/4	-1412				
16x1,5	9/16	-1609				
16x1,5	3/4	-1612				
16x1,5	7/8	-1614				
18x1,5	7/16	-1807			<b>M71S-1807</b>	10
18x1,5	9/16	-1809	<b>M71L-1809</b>	12	<b>M71S-1809</b>	10
18x1,5	3/4	-1812				
18x1,5	7/8	-1814				
20x1,5	3/4	-2012				
20x1,5	7/8	-2014				
20x1,5	1.1/16	-2017				
22x1,5	3/4	-2212				
22x1,5	7/8	-2214				
22x1,5	1.1/16	-2217				
24x1,5	3/4	-2412			<b>M71S-2412</b>	16
24x1,5	7/8	-2414				
24x1,5	1.1/16	-2417				
26x1,5	1.1/16	-2617				
26x1,5	1.5/16	-2621				
30x2,0	7/8	-3014				
30x2,0	1.1/16	-3017			<b>M71S-3017</b>	20
30x2,0	1.5/16	-3021				
36x2,0	1.1/16	-3617				
36x2,0	1.5/16	-3621				
42x2,0	1.5/16	-4221				
42x2,0	1.5/8	-4226				
42x2,0	1.7/8	-4230				
52x2,0	1.7/8	-5230				