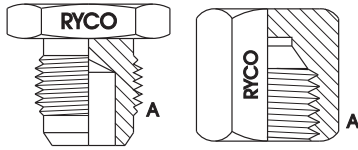


JIC **S56** **S65**

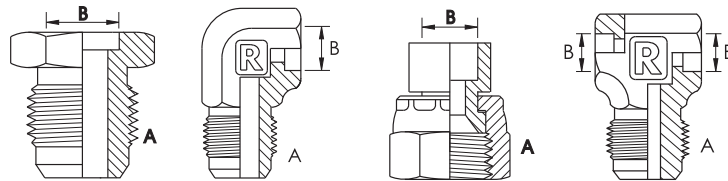
**PLUG
CAP**



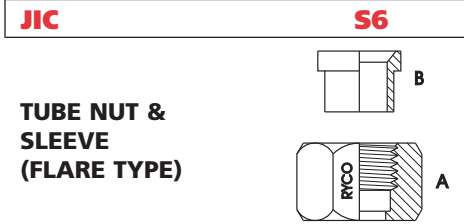
THREAD SIZE	DASH SIZE	JIC MALE PLUG	JIC FEMALE CAP
A		PART NO	PART NO
7/16	-07	S56-07	S65-07
1/2	-08	S56-08	S65-08
9/16	-09	S56-09	S65-09
3/4	-12	S56-12	S65-12
7/8	-14	S56-14	S65-14
1.1/16	-17	S56-17	S65-17
1.3/16	-19	S56-19	S65-19
1.5/16	-21	S56-21	S65-21
1.5/8	-26	S56-26	S65-26
1.7/8	-30	S56-30	S65-30
2.1/2	-40	S56-40	S65-40

JIC **S51** **S52** **S57** **S152**

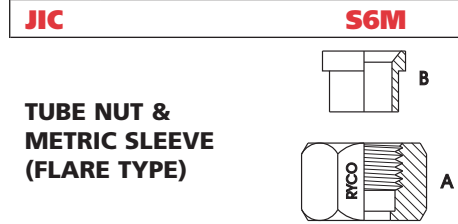
**TUBE WELD
90° TUBE WELD**



THREAD SIZE	TUBE OD in	DASH SIZE	JIC MALE TUBE WELD	JIC MALE TUBE WELD 90° ELBOW	JIC FEMALE SWIVEL TUBE WELD	JIC MALE TUBE WELD TEE
A	B		PART NO	PART NO	PART NO	PART NO
7/16	1/4	-0704	S51-0704	S52-0704	S57-0704	
7/16	3/8	-0706	S51-0706		S57-0706	
9/16	3/8	-0906	S51-0906	S52-0906	S57-0906	
9/16	1/2	-0908	S51-0908			
3/4	3/8	-1206		S52-1206		
3/4	1/2	-1208	S51-1208	S52-1208	S57-1208	S152-120808
3/4	5/8	-1210	S51-1210		S57-1210	
3/4	3/4	-1212	S51-1212			S152-121212
7/8	5/8	-1410	S51-1410	S52-1410	S57-1410	S152-141010
7/8	3/4	-1412	S51-1412	S52-1412	S57-1412	
1.1/16	5/8	-1710	S51-1710			
1.1/16	3/4	-1712	S51-1712	S52-1712	S57-1712	
1.1/16	7/8	-1714	S51-1714			
1.1/16	1	-1716	S51-1716		S57-1716	S152-171616
1.3/16	7/8	-1914	S51-1914	S52-1914		
1.5/16	1	-2116	S51-2116	S52-2116	S57-2116	
1.5/16	1.1/8	-2118	S51-2118			
1.5/16	1.1/4	-2120	S51-2120		S57-2120	S152-212020
1.5/8	1.1/4	-2620	S51-2620	S52-2620	S57-2620	
1.5/8	1.3/8	-2622	S51-2622			
1.5/8	1.1/2	-2624	S51-2624		S57-2624	
1.7/8	1.1/2	-3024	S51-3024		S57-3024	
2.1/2	2	-4032	S51-4032		S57-4032	

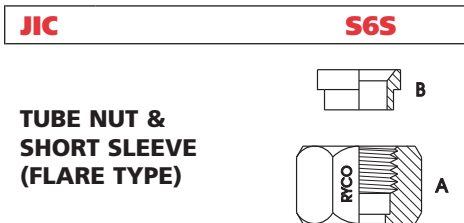


THREAD SIZE	TUBE OD in	DASH SIZE	JIC FEMALE NUT & SLEEVE
A	B		PART NO
7/16	1/4	-0704	S6-0704
1/2	5/16	-0805	S6-0805
9/16	3/8	-0906	S6-0906
3/4	1/2	-1208	S6-1208
7/8	5/8	-1410	S5-1410
1.1/16	3/4	-1712	S6-1712
1.3/16	7/8	-1914	S6-1914
1.5/16	1	-2116	S6-2116
1.5/8	1.1/4	-2620	S6-2620



THREAD SIZE	TUBE OD mm	DASH SIZE	JIC FEMALE NUT & METRIC SLEEVE
A	B		PART NO
7/16	6	-0706	S6M-0706
1/2	8	-0808	S6M-0808
9/16	10	-0910	S6M-0910
3/4	12	-1212	S6M-1212
7/8	16	-1416	S6M-1416
1.1/16	19	-1719	S6M-1719
1.3/16	20	-1920	S6M-1920
1.5/16	25	-2125	S6M-2125
1.5/8	32	-2632	S6M-2632

Sleeves for metric tubing are plated "light blue" (silver) for identification.

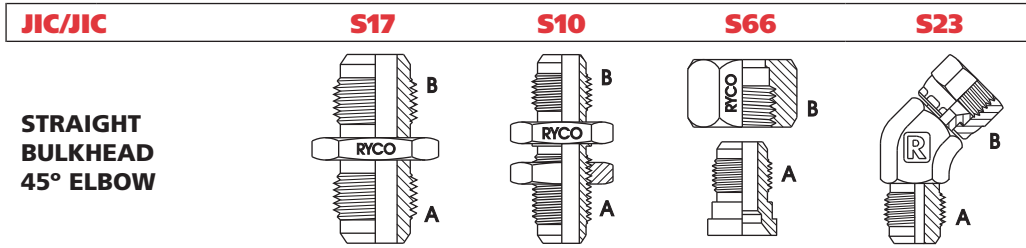


THREAD SIZE	TUBE OD in	DASH SIZE	JIC FEMALE NUT & SHORT SLEEVE
A	B		PART NO
9/16	3/8	-0906	S6S-0906
3/4	1/2	-1208	S6S-1208
7/8	5/8	-1410	S6S-1410



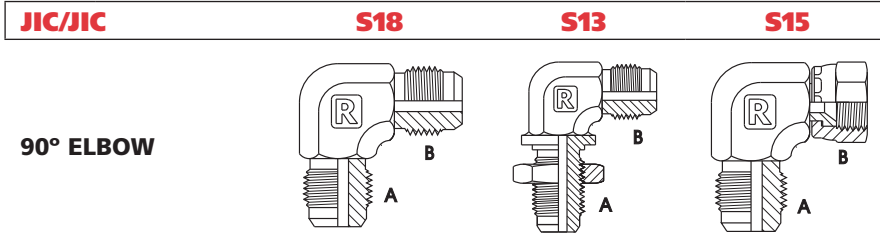
THREAD SIZE	TUBE OD in	DASH SIZE	J-LOK NUT & OLIVE
A	B		PART NO
7/16	1/4	-0704	S134-0704
9/16	3/8	-0906	S134-0906
3/4	1/2	-1208	S134-1208
7/8	5/8	-1410	S134-1410
1.1/16	3/4	-1712	S134-1712
1.5/16	1	-2116	S134-2116

S134 Assembly Instructions pages 414 and 415.

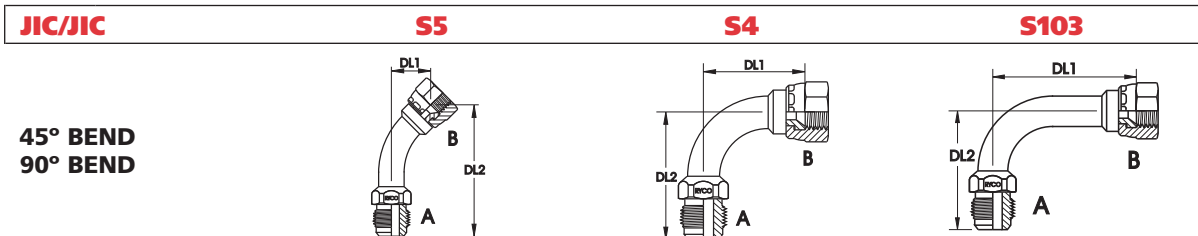


THREAD SIZE	DASH SIZE	JIC MALE JIC MALE	JICM BULKHEAD JIC MALE	JIC MALE JIC FEMALE REDUCER	JIC MALE JIC FEM SWIVEL 45° ELBOW
A	B		PART NO	PART NO	PART NO
7/16	7/16	-0707	S17-0707	S10-0707	S23-0707
7/16	9/16	-0709		S66-0709	
7/16	3/4	-0712		S66-0712	
7/16	7/8	-0714		S66-0714	
7/16	1.1/16	-0717		S66-0717	
1/2	1/2	-0808	S17-0808		S23-0808
9/16	7/16	-0907	S17-0907		
9/16	9/16	-0909	S17-0909	S10-0909	S23-0909
9/16	3/4	-0912		S66-0912	
9/16	7/8	-0914		S66-0914	
9/16	1.1/16	-0917		S66-0917	
9/16	1.5/16	-0921		S66-0921	
3/4	9/16	-1209	S17-1209		S66-1209
3/4	3/4	-1212	S17-1212	S10-1212	S23-1212
3/4	7/8	-1214		S66-1214*	
3/4	1.1/16	-1217		S66-1217	
3/4	1.5/16	-1221		S66-1221	
7/8	3/4	-1412	S17-1412		S66-1412
7/8	7/8	-1414	S17-1414	S10-1414	S23-1414
7/8	1.1/16	-1417		S66-1417*	
1.1/16	7/16	-1707	S17-1707		
1.1/16	1/2	-1708	S17-1708		
1.1/16	9/16	-1709	S17-1709		
1.1/16	3/4	-1712	S17-1712		
1.1/16	7/8	-1714	S17-1714	S10-1714	S66-1714
1.1/16	1.1/16	-1717	S17-1717	S10-1717	S23-1717
1.1/16	1.5/16	-1721		S66-1721	
1.3/16	1.3/16	-1919	S17-1919	S10-1919	
1.5/16	3/4	-2112		S66-2112	
1.5/16	7/8	-2114	S17-2114		
1.5/16	1.1/16	2117	S17-2117		S66-2117
1.5/16	1.5/16	-2121	S17-2121	S10-2121	S23-2121
1.5/16	1.5/8	-2126		S66-2126	
1.5/8	1.5/16	-2621	S17-2621		S66-2621
1.5/8	1.5/8	-2626	S17-2626	S10-2626	S23-2626
1.7/8	1.7/8	-3030	S17-3030	S10-3030	S23-3030
2.1/2	2.1/2	-4040	S17-4040		

*These Sizes are
One Piece
Construction

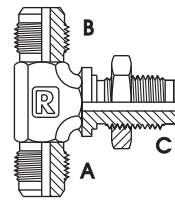
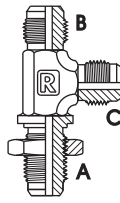
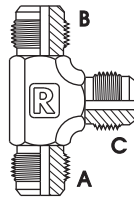


THREAD SIZE		DASH SIZE	JIC MALE JIC MALE 90° ELBOW	JIC MALE BULKHEAD JIC MALE 90° ELBOW	JIC MALE JIC FEMALE SWIVEL 90° ELBOW
A	B		PART NO	PART NO	PART NO
7/16	7/16	-0707	S18-0707	S13-0707	S15-0707
1/2	1/2	-0808	S18-0808	S13-0808	S15-0808
9/16	9/16	-0909	S18-0909	S13-0909	S15-0909
3/4	9/16	-1209	S18-1209		
3/4	3/4	-1212	S18-1212	S13-1212	S15-1212
7/8	3/4	-1412	S18-1412		S15-1412
7/8	7/8	-1414	S18-1414	S13-1414	S15-1414
7/8	1.1/16	-1417			S15-1417
1.1/16	7/8	-1714	S18-1714		S15-1714
1.1/16	1.1/16	-1717	S18-1717	S13-1717	S15-1717
1.3/16	1.3/16	-1919	S18-1919		S15-1919
1.5/16	1.1/16	-2117	S18-2117		
1.5/16	1.5/16	-2121	S18-2121	S13-2121	S15-2121
1.5/8	1.5/8	-2626	S18-2626	S13-2626	S15-2626
1.7/8	1.7/8	-3030			S15-3030



THREAD SIZE		DASH SIZE	JIC MALE JIC FEMALE SWIVEL 45° TUBE BEND			JIC MALE JIC FEMALE SWIVEL 90° TUBE BEND			JIC MALE JIC FEMALE SWIVEL 90° LONG BEND		
A	B		PART NO	DL1	DL2	PART NO	DL1	DL2	PART NO	DL1	DL2
9/16	9/16	-0909	S5-0909	13	46	S4-0909	27	41	S103-0909	57	41
3/4	9/16	-1209									
3/4	3/4	-1212	S5-1212	17	57	S4-1212	36	53	S103-1212	67	53
7/8	3/4	-1412									
7/8	7/8	-1414	S5-1414	19	65	S4-1414	42	60	S103-1414	79	60
1.1/16	7/8	-1714									
1.1/16	1.1/16	-1717	S5-1717	25	79	S4-1717	54	72	S103-1717	93	72
1.5/16	1.5/16	-2121	S5-2121	30	91	S4-2121	66	84	S103-2121	111	84
1.5/8	1.5/8	-2626	S5-2626	38	106	S4-2626	85	98	S103-2626	140	98
1.7/8	1.7/8	-3030				S4-3030	115	100			
2.1/2	2.1/2	-4040				S4-4040	133	168			

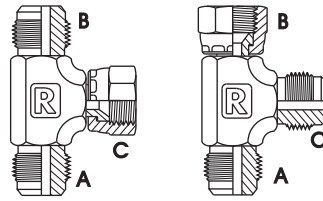
Drop Lengths (DL) dimensions are in millimetres.

JIC/JIC
S19
S62
S63
TEE


THREAD SIZE			DASH SIZE	JIC MALE JIC MALE JIC MALE	JIC MALE BULKHEAD JIC MALE JIC MALE	JIC MALE JIC MALE JIC MALE BULKHEAD
A	B	C		PART NO	PART NO	PART NO
7/16	7/16	7/16	-070707	S19-070707	S62-070707	S63-070707
1/2	1/2	1/2	-080808	S19-080808	S62-080808	S63-080808
9/16	9/16	9/16	-090909	S19-090909	S62-090909	S63-090909
9/16	3/4	9/16	-091209			
9/16	9/16	3/4	-090912		S62-090912	
3/4	1/2	3/4	-120812	S19-120812		
3/4	3/4	9/16	-121209	S19-121209		
3/4	3/4	3/4	-121212	S19-121212	S62-121212	S63-121212
3/4	3/4	7/8	-121214	S19-121214	S62-121214	
3/4	3/4	1.1/16	-121217	S19-121217		
7/8	3/4	7/8	-141214	S19-141214		
7/8	7/8	9/16	-141409			
7/8	7/8	3/4	-141412	S19-141412		
7/8	7/8	7/8	-141414	S19-141414	S62-141414	S63-141414
7/8	7/8	1.1/16	-141417	S19-141417	S62-141417	
7/8	1.1/16	7/8	-141714			
1.1/16	3/4	3/4	-171212	S19-171212		
1.1/16	7/8	7/8	-171414	S19-171414		
1.1/16	1.1/16	7/8	-171714	S19-171714		
1.1/16	1.1/16	1.1/16	-171717	S19-171717	S62-171717	S63-171717
1.1/16	1.1/16	1.5/16	-171721	S19-171721		
1.1/16	1.5/16	1.1/16	-172117			
1.1/16	1.1/16	1.5/8	-171726	S19-171726		
1.3/16	1.3/16	1.3/16	-191919	S19-191919		
1.5/16	7/8	7/8	-211414	S19-211414		
1.5/16	1.1/16	1.1/16	-211717	S19-211717		
1.5/16	1.5/16	7/8	-212114	S19-212114		
1.5/16	1.5/16	1.1/16	-212117	S19-212117		
1.5/16	1.5/16	1.5/16	-212121	S19-212121	S62-212121	S63-212121
1.5/8	1.5/8	1.5/8	-262626	S19-262626	S62-262626	S63-262626
1.7/8	1.7/8	1.7/8	-303030			

JIC/JIC **S68** **S67**

TEE



THREAD SIZE			DASH SIZE	JIC MALE JIC MALE JIC FEMALE SWIVEL	JIC MALE JIC FEMALE SWIVEL JIC MALE
-------------	--	--	-----------	---	---

A	B	C		PART NO	PART NO
7/16	7/16	7/16	-070707	S68-070707	S67-070707
1/2	1/2	1/2	-080808	S68-080808	S67-080808
9/16	9/16	9/16	-090909	S68-090909	S67-090909
9/16	3/4	9/16	-091209		S67-091209
9/16	9/16	3/4	-090912		
3/4	1/2	3/4	-120812		
3/4	3/4	9/16	-121209		S67-121209
3/4	3/4	3/4	-121212	S68-121212	S67-121212
3/4	3/4	7/8	-121214		
3/4	3/4	1.1/16	-121217		
7/8	3/4	7/8	-141214		
7/8	7/8	9/16	-141409		S67-141409
7/8	7/8	3/4	-141412		S67-141412
7/8	7/8	7/8	-141414	S68-141414	S67-141414
7/8	7/8	1.1/16	-141417		S67-141417
7/8	1.1/16	7/8	-141714		S67-141714
1.1/16	3/4	3/4	-171212		
1.1/16	7/8	7/8	-171414		
1.1/16	1.1/16	7/8	-171714	S68-171714	S67-171714
1.1/16	1.1/16	1.1/16	-171717	S68-171717	S67-171717
1.1/16	1.1/16	1.5/16	-171721		
1.1/16	1.5/16	1.1/16	-172117		S67-172117
1.1/16	1.1/16	1.5/8	-171726		
1.3/16	1.3/16	1.3/16	-191919		
1.5/16	7/8	7/8	-211414		
1.5/16	1.1/16	1.1/16	-211717		
1.5/16	1.5/16	7/8	-212114		S67-212114
1.5/16	1.5/16	1.1/16	-212117	S68-212117	S67-212117
1.5/16	1.5/16	1.5/16	-212121	S68-212121	S67-212121
1.5/8	1.5/8	1.5/8	-262626	S68-262626	S67-262626
1.7/8	1.7/8	1.7/8	-303030	S68-303030	S67-303030

Intro

Hose

Couplings

Adaptors

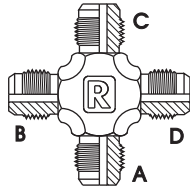
Accessories

Filters

Technical

JIC S100

CROSS



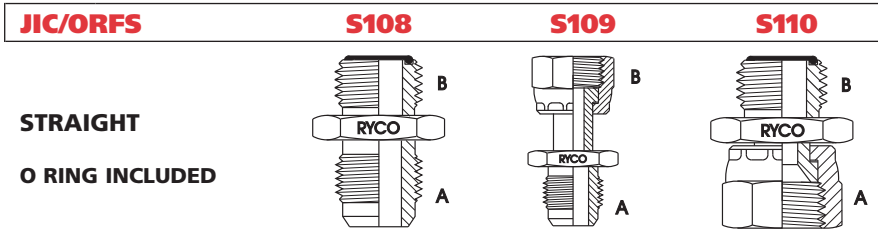
THREAD SIZE	DASH SIZE	JIC MALE CROSS
A,B,C,D		PART NO
9/16	-09090909	S100-09090909
3/4	-12121212	S100-12121212
7/8	-14141414	S100-14141414
1.1/16	-17171717	S100-17171717
1.5/16	-21212121	S100-21212121

JIC LOCK NUT 37

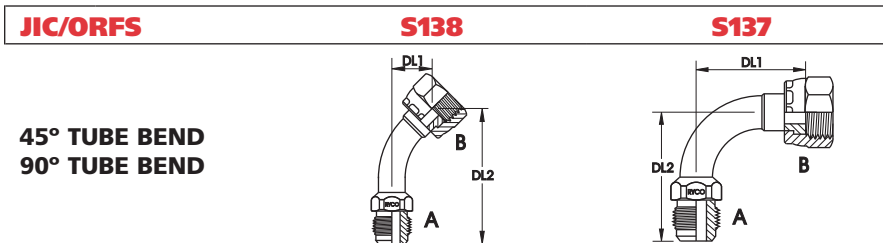
LOCK NUT



THREAD SIZE	DASH SIZE	JIC LOCK NUT
		PART NO
7/16	-07	37-07
1/2	-08	37-08
9/16	-09	37-09
3/4	-12	37-12
7/8	-14	37-14
1.1/16	-17	37-17
1.3/16	-19	37-19
1.5/16	-21	37-21
1.5/8	-26	37-26

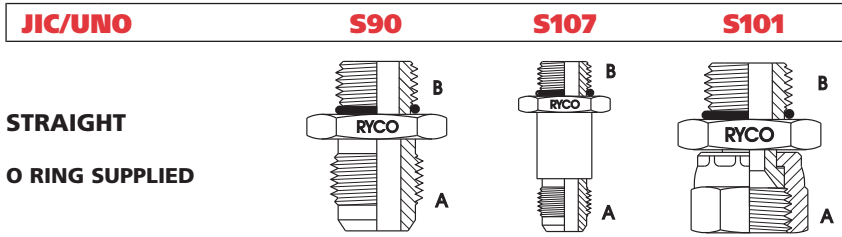


THREAD SIZE		DASH SIZE	JIC MALE ORFS MALE	JIC MALE ORFS FEMALE SWIVEL	JIC FEMALE SWIVEL ORFS MALE
A	B		PART NO	PART NO	PART NO
7/16	9/16	-0709	S108-0709	S109-0709	S110-0709
9/16	11/16	-0911	S108-0911	S109-0911	S110-0911
3/4	13/16	-1213	S108-1213	S109-1213	S110-1213
7/8	13/16	-1413	S108-1413		S110-1413
7/8	1	-1416	S108-1416	S109-1416	S110-1416
7/8	1.3/16	-1419			
1.1/16	1.3/16	-1719	S108-1719	S109-1719	S110-1719
1.5/16	1.7/16	-2123	S108-2123	S109-2123	S110-2123



THREAD SIZE		DASH SIZE	JIC MALE ORFS FEMALE SWIVEL 45° TUBE BEND		JIC MALE ORFS FEMALE SWIVEL 90° TUBE BEND			
A	B		PART NO	DL1	DL2	PART NO	DL1	DL2
7/16	9/16	-0709	S138-0709	17	48	S137-0709	31	25
9/16	11/16	-0911	S138-0911	21	43	S137-0911	37	48
3/4	13/16	-1213	S138-1213	18	59	S137-1213	38	53
7/8	13/16	-1413						
7/8	1	-1416	S138-1416	21	78	S137-1416	47	67
7/8	1.3/16	-1419				S137-1419	47	73
1.1/16	1.3/16	-1719	S138-1719	27	81	S137-1719	61	81
1.5/16	1.7/16	-2123	S138-2123	27	88	S137-2123	72	85

Drop Lengths (DL) dimensions are in millimetres.

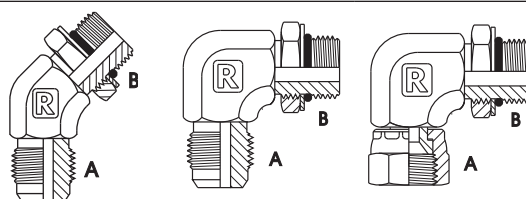


THREAD SIZE	DASH SIZE	JIC MALE UN O RING MALE	JIC MALE EXT UN O RING MALE	JIC FEMALE SWIVEL UN O RING MALE
A	B	PART NO	PART NO	PART NO
7/16	7/16	-0707	S90-0707	S101-0707
7/16	9/16	-0709	S90-0709	S101-0709
7/16	3/4	-0712	S90-0712	
1/2	1/2	-0808	S90-0808	
1/2	3/4	-0812	S90-0812	
1/2	7/8	-0814	S90-0814	S101-0814
9/16	7/16	-0907	S90-0907	S101-0907
9/16	1/2	-0908	S90-0908	
9/16	9/16	-0909	S90-0909	S107-0909
9/16	3/4	-0912	S90-0912	S101-0912
9/16	7/8	-0914	S90-0914	S101-0914
9/16	1.1/16	-0917	S90-0917	
3/4	7/16	-1207	S90-1207	
3/4	9/16	-1209	S90-1209	S101-1209
3/4	3/4	-1212	S90-1212	S107-1212
3/4	7/8	-1214	S90-1214	S101-1214
3/4	1.1/16	-1217	S90-1217	S101-1217
3/4	1.5/16	-1221	S90-1221	
7/8	3/4	-1412	S90-1412	S107-1412
7/8	7/8	-1414	S90-1414	S107-1414
7/8	1.1/16	-1417	S90-1417	S101-1417
7/8	1.5/16	-1421	S90-1421	S101-1421
1.1/16	3/4	-1712	S90-1712	S101-1712
1.1/16	7/8	-1714	S90-1714	S107-1714
1.1/16	1.1/16	-1717	S90-1717	S107-1717
1.1/16	1.3/16	-1719	S90-1719	
1.1/16	1.5/16	-1721	S90-1721	S101-1721
1.1/16	1.5/8	-1726	S90-1726	
1.3/16	1.1/16	-1917	S90-1917	
1.3/16	1.3/16	-1919	S90-1919	
1.3/16	1.5/16	-1921	S90-1921	
1.5/16	3/4	-2112	S90-2112	
1.5/16	7/8	-2114	S90-2114	S101-2114
1.5/16	1.1/16	-2117	S90-2117	S101-2117
1.5/16	1.3/16	-2119	S90-2119	
1.5/16	1.5/16	-2121	S90-2121	S107-2121
1.5/16	1.5/8	-2126	S90-2126	
1.5/8	1.1/16	-2617	S90-2617	
1.5/8	1.5/16	-2621	S90-2621	
1.5/8	1.5/8	-2626	S90-2626	S101-2626
1.5/8	1.7/8	-2630	S90-2630	
1.7/8	1.7/8	-3030	S90-3030	S101-3030

JIC/UNO **S88** **S91** **S86**

45° ELBOW
90° ELBOW

O RING SUPPLIED



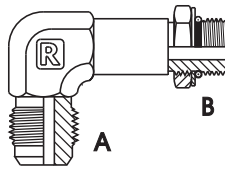
THREAD SIZE	DASH SIZE	JIC MALE UN O RING MALE 45° ELBOW	JIC MALE UN O RING MALE 90° ELBOW	JIC FEMALE SWIVEL UN O RING MALE 90° ELBOW
-------------	-----------	-----------------------------------	-----------------------------------	--

A	B		PART NO	PART NO	PART NO
7/16	7/16	-0707	S88-0707	S91-0707	
7/16	1/2	-0708		S91-0708	
7/16	9/16	-0709		S91-0709	
7/16	3/4	-0712			
1/2	1/2	-0808		S91-0808	
1/2	3/4	-0812			
1/2	7/8	-0814			
9/16	7/16	-0907		S91-0907	
9/16	1/2	-0908		S91-0908	
9/16	9/16	-0909	S88-0909	S91-0909	S86-0909
9/16	3/4	-0912	S88-0912	S91-0912	
9/16	7/8	-0914		S91-0914	
9/16	1.1/16	-0917		S91-0917	
3/4	7/16	-1207			
3/4	9/16	-1209		S91-1209	
3/4	3/4	-1212	S88-1212	S91-1212	S86-1212
3/4	7/8	-1214	S88-1214	S91-1214	
3/4	1.1/16	-1217		S91-1217	
3/4	1.5/16	-1221		S91-1221	
7/8	3/4	-1412	S88-1412	S91-1412	S86-1412
7/8	7/8	-1414	S88-1414	S91-1414	S86-1414
7/8	1.1/16	-1417		S91-1417	
7/8	1.5/16	-1421			
1.1/16	3/4	-1712		S91-1712	
1.1/16	7/8	-1714		S91-1714	
1.1/16	1.1/16	-1717	S88-1717	S91-1717	S86-1717
1.1/16	1.3/16	-1719		S91-1719	
1.1/16	1.5/16	-1721		S91-1721	
1.1/16	1.5/8	-1726			
1.3/16	1.1/16	-1917		S91-1917	
1.3/16	1.3/16	-1919	S88-1919	S91-1919	
1.3/16	1.5/16	-1921		S91-1921	
1.5/16	3/4	-2112			
1.5/16	7/8	-2114			
1.5/16	1.1/16	-2117	S88-2117	S91-2117	
1.5/16	1.3/16	-2119	S88-2119		
1.5/16	1.5/16	-2121	S88-2121	S91-2121	
1.5/16	1.5/8	-2126	S88-2126	S91-2126	
1.5/8	1.1/16	-2617			
1.5/8	1.5/16	-2621	S88-2621	S91-2621	
1.5/8	1.5/8	-2626	S88-2626	S91-2626	
1.7/8	1.7/8	-3030			

JIC/UNO S12

**EXTENDED
90° ELBOW**

O RING SUPPLIED

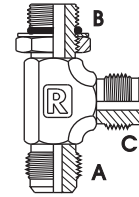


THREAD SIZE		DASH SIZE	JIC MALE UN O RING MALE EXTENDED 90° ELBOW
A	B		PART NO
9/16	9/16	-0909	S12-0909
9/16	7/8	-0914	S12-0914
3/4	3/4	-1212	S12-1212
3/4	7/8	-1214	S12-1214
7/8	7/8	-1414	S12-1414
7/8	1.1/16	-1417	S12-1417
1.1/16	7/8	-1714	S12-1714
1.1/16	1.1/16	-1717	S12-1717
1.5/16	1.5/16	-2121	S12-2121

JIC/UNO S87

TEE

O RING SUPPLIED

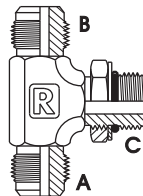


THREAD SIZE		DASH SIZE	JIC MALE UN O RING MALE JIC MALE
A	B	C	PART NO
7/16	7/16	7/16	-070707 S87-070707
7/16	7/8	9/16	-071409 S87-071409
9/16	9/16	9/16	-090909 S87-090909
9/16	3/4	3/4	-091212 S87-091212
3/4	3/4	3/4	-121212 S87-121212
3/4	3/4	7/8	-121214 S87-121214
3/4	7/8	3/4	-121412 S87-121412
7/8	3/4	7/8	-141214 S87-141214
7/8	7/8	3/4	-141412 S87-141412
7/8	7/8	7/8	-141414 S87-141414
7/8	1.1/16	7/8	-141714 S87-141714
7/8	1.1/16	1.1/16	-141717 S87-141717
1.1/16	7/8	1.1/16	-171417 S87-171417
1.1/16	1.1/16	9/16	-171709 S87-171709
1.1/16	1.1/16	3/4	-171712 S87-171712
1.1/16	1.1/16	7/8	-171714 S87-171714
1.1/16	1.1/16	1.1/16	-171717 S87-171717
1.5/16	1.5/16	1.1/16	-212117 S87-212117
1.5/16	1.5/16	1.5/16	-212121 S87-212121

JIC/UNO S92

TEE

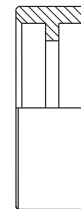
O RING SUPPLIED



THREAD SIZE		DASH SIZE	JIC MALE JIC MALE UN O RING MALE
A	B	C	PART NO
7/16	7/16	7/16	-070707 S92-070707
9/16	9/16	7/16	-090907 S92-090907
9/16	9/16	9/16	-090909 S92-090909
9/16	9/16	3/4	-090912 S92-090912
3/4	9/16	3/4	-120912 S92-120912
3/4	3/4	9/16	-121209 S92-121209
3/4	3/4	3/4	-121212 S92-121212
3/4	3/4	7/8	-121214 S92-121214
7/8	3/4	3/4	-141212 S92-141212
7/8	7/8	7/8	-141414 S92-141414
1.1/16	1.1/16	1.1/16	-171717 S92-171717
1.5/16	1.1/16	1.5/16	-211721 S92-211721
1.5/16	1.5/16	1.1/16	-212117 S92-212117
1.5/16	1.5/16	1.5/16	-212121 S92-212121
1.5/8	1.5/8	1.5/8	-262626

JOINER S112

TUBE WELD



TUBE OD	DASH SIZE	JOINER TUBE WELD
inch		PART NO
3/4	-1212	S112-1212
1	-1616	S112-1616
1.1/4	-2020	S112-2020
1.1/2	-2424	S112-2424
2	-3232	S112-3232