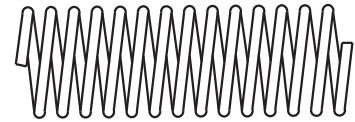


WIRE ARMOUR **RWA**



Recommended For:

Protection for Hose Cover in arduous operating conditions; especially against abrasion and deep gouges, thus prolonging the life of the Hose.

Construction:

Spring Steel Wire; galvanised for corrosion protection.

Temperature Range:

Suitable for use with all RYCO Hoses at their published temperature ranges.

Assembly Instructions:

Slide RWA Wire Armour over hose after first end of hose assembly is completed. Then complete second end of hose assembly.



Standard Length:

6 metres (19.7 ft) in all sizes.

PART NO	NOMINAL ID		HOSE SERIES													
	mm	inch	T1A T1D	T2A T2D	T3KA T3KD	DF2A	H12A H12D	H13A H13D	HSPA	HSHA	H15D	TXA2D	TJ2D	RQP1	RQP2	RQP5 T5
RWA-12	12	0.47														
RWA-16	16	0.63	-4,-5	-4	-4,-5	-4							-4	-4,-5	-4	-4,-5
RWA-20	20	0.78	-6	-5	-6,-8	-6			-04					-6	-5	-6
RWA-21	21	0.83		-6									-6		-6	-8
RWA-23	23	0.91	-8	-8		-8	-06		-06			-8		-8	-8	
RWA-27	27	1.06	-10		-10	-10	-08		-08					-10		-10
RWA-30	30	1.19	-12	-10	-12	-12	-10					-10		-12	-10	-12
RWA-31	31	1.22		-12					-10			-12			-12	
RWA-34	34	1.34			-16		-12	-12	-12	-12	-12					-16
RWA-39	39	1.52	-16			-16										
RWA-41	41	1.61		-16			-16	-16	-16	-16	-16	-16		-16	-16	-20
RWA-49	49	1.93	-20	-20			-20			-20		-20			-20	-24
RWA-56	56	2.20	-24	-24			-24	-20		-24	-20				-24	
RWA-61	61	2.40						-24				-24				-32
RWA-68	68	2.68	-32	-32			-32			-32					-32	
RWA-75	75	2.95						-32				-32				

PART NO	NOMINAL ID		HOSE SERIES													
	mm	inch	RQP6	T1F TW1	PL1	RTH1	SR SRF	PW2	RQG1	M2G	M1	M2	FB2	MP1	RT7 RT7N	RT8 RT8N
RWA-12	12	0.47				-4										-2,-3
RWA-16	16	0.63	-4,-5	-4,-5	-4,-5	-6,-8		-4	-4	-4	-4,-5	-4		-4	-4	-4
RWA-20	20	0.78	-6	-6	-6			-5	-6		-6			-6	-6	-6
RWA-21	21	0.83	-8		-8	-10			-6	-6		-6	-6			
RWA-23	23	0.91		-8					-8				-8	-8	-8	-8
RWA-27	27	1.06	-10		-10	-12			-10	-8		-8	-10	-10		
RWA-30	30	1.19	-12	-12	-12				-12					-12	-12	
RWA-31	31	1.22				-16										
RWA-34	34	1.34								-12		-12				
RWA-39	39	1.52					-12									
RWA-41	41	1.61					-16		-16					-16		
RWA-49	49	1.93					-20							-20		
RWA-56	56	2.20					-24									
RWA-61	61	2.40														
RWA-68	68	2.68					-32									
RWA-75	75	2.95														

SPIRAL GUARD **RSG** (Black) **RSGY** (Yellow) **RSGF** (FRAS)



Recommended For:

Lightweight, cost-effective protection of hoses and cables from abrasion and impact. It can also be used to bundle hoses together in groups.

RSGF meets Flame Resistance Designation “U.S. MSHA” of the US Department of Labor, Mine Safety and Health Administration.

Construction:

Polyethylene plastic spiral, with rounded edges to protect hose cover. RSG Black; RSGY Yellow; RSGF FRAS (Dark Grey). Polyethylene is not affected by exposure to air, water, hydraulic oil and many other fluids.

Temperature Range:

From -40°C to +120°C (-40°F to +248°F).

Assembly Instructions:

RYCO Spiral Guard can easily be applied after hose assembly because of its spiral form. Place one end of completed hose assembly in a vice. Wrap coil onto hose. It is recommended to choose RYCO Spiral Guard size so that it is a tight fit on the hose. This will keep the Spiral Guard in place on the hose.

The Spiral Guard expands to fit the hose or hose bundle. Allow extra length of Spiral Guard to allow for this expansion.

Size Selection:

The tables below show RYCO Spiral Guard size selection for a tight fit on the hose. Due to the Spiral Guard expanding to fit the hose, extra length of Spiral Guard must be allowed. This extra length can be estimated as follows:

T26A Nominal OD = 19,0 mm (see chart on page 79)

RSG-20L Nominal ID = 15,0 mm (from chart below)

Estimated length of RSG-20L to cover 2,3 metres of T26A

$$= \frac{19,0}{15,0} \times 2,3 \text{ m} = 2,91 \text{ metres}$$

How to Order:

Complete the Part Number:

RSG-16L, RSGY-75L, RSGF-50L etc.

Sizes -16L to -90L: 20 m (65.6 ft) coils or cut to length.

Size -110L: 10 m (32.8 ft) coils or cut to length.

DASH SIZE	NOMINAL ID		NOMINAL OD		HOSE SERIES														
	mm	inch	mm	inch	T1A T1D	T2A T2D	T3KA T3KD	DF2A	H12A H12D	H13A H13D	HSPA	HSHA	H15D	TXA2D	TJ2D	RQP1	RQP2	RQP5 T5	
-12L	9,0	0.35	13,0	0.51	-3		-4												
-16L	12,0	0.47	16,5	0.65	-4,-5	-4	-5	-4							-4	-4,-5	-4	-4	
-20L	15,0	0.59	20,0	0.79	-6,-8	-5,-6,-8	-6,-8	-6,-8	-10		-04,-06			-8	-6	-6,-8	-5,-6,-8	-5,-6,-8	
-25L	19,0	0.75	24,5	0.96	-10	-10	-10	-10	-10		-08			-10		-10	-10	-10	
-32L	23,0	0.91	30,0	1.18	-12	-12	-12	-12,-16	-10,-12	-12	-10,-12	-12	-12	-12		-12	-12	-12,-16	
-40L	30,5	1.20	39,0	1.54	-16	-16	-16		-16	-16	-16	-16	-16	-16		-16	-16	-20	
-50L	38,0	1.50	46,5	1.83	-20,-24	-20,-24			-20,-24	-20		-20,-24	-20	-20			-20,-24	-24	
-63L	47,0	1.85	58,0	2.28	-32	-32			-32	-24			-24				-32	-32	
-75L	61,0	2.40	73,0	2.87		-40				-32		-32	-32						
-90L	70,5	2.78	84,5	3.33	USED TO BUNDLE HOSES														
-110L	84,0	3.31	99,0	3.90	USED TO BUNDLE HOSES														

DASH SIZE	NOMINAL ID		NOMINAL OD		HOSE SERIES														
	mm	inch	mm	inch	RQP6	T1F TW1	PL1	RTH1	SR SRF	PW2	RQG1	M2G	M1	M2	FB2	MP1	RT7 RT7N	RT8 RT8N	
-12L	9,0	0.35	13,0	0.51				-4,-6										-3	
-16L	12,0	0.47	16,5	0.65	-4,-5	-4,-5	-4,-5	-8		-4	-4	-4	-4,-5	-4		-4	-4	-4	
-20L	15,0	0.59	20,0	0.79	-6,-8	-6,-8	-6,-8	-10,-12		-5,-6	-6,-8	-6	-6	-6	-6,-8	-6,-8	-6,-8	-6,-8	
-25L	19,0	0.75	24,5	0.96	-10,-12		-10,-12				-10	-8		-8	-10	-10	-12		
-32L	23,0	0.91	30,0	1.18		-12		-16	-12,-16		-12	-12		-12		-12			
-40L	30,5	1.20	39,0	1.54							-16					-16			
-50L	38,0	1.50	46,5	1.83					-20,-24								-20		
-63L	47,0	1.85	58,0	2.28					-32										
-75L	61,0	2.40	73,0	2.87					-40										
-90L	70,5	2.78	84,5	3.33	USED TO BUNDLE HOSES														
-110L	84,0	3.31	99,0	3.90	USED TO BUNDLE HOSES														

FIRE SLEEVE FS1072



Meets or exceeds the performance requirements of SAE Aerospace Standard AS 1072.

Recommended For:

Increasing service life of hoses used in hostile environments. It is a tough, flexible insulation, which not only protects from intense external radiant heat, but also sheds molten metal splash. Consequently, damage to hoses is reduced and service life is increased.

In the event of fire, hoses carrying flammable or hazardous materials remain intact longer.

It can also be used to protect cables, pipes and wire ropes. RYCO FS1072 FIRE SLEEVE can also be used to reduce heat loss from hoses.

Construction:

RYCO FS1072 FIRE SLEEVE is manufactured from high bulk braided glass fibre tubing, coated with silicon rubber.

The "danger red" colour of the silicon rubber is due to heavy loading of iron oxide to improve heat resistance.

Temperature Range:

Continuous exposure:

from -54°C to +260°C (-65°F to +500°F)

15 to 20 minutes:

from +260°C to +1090°C (+500°F to +2000°F)

15 to 30 seconds:

from +1090°C to +1640°C (+2000°F to +3000°F)

Typical Properties:

K Value in $\frac{BTU \cdot ^\circ F \cdot hr}{in^2}$ 1.20

K Value in $\frac{Cal/cm}{sec \cdot cm^2 \cdot ^\circ C}$ 0.0004134

Flame Resistance:

7 seconds to extinguish with no afterglow.

Abrasion Resistance:

Wyzenbeck 9500 cycles, 3.1/3 lb pressure, 6 lb tension using fine emery cloth.

Oil and Fluid Resistance:

Remains functional after immersion for 120hr @ 80°F in MIL-H-5606, MIL-L-6082, Skydrol 500 LD and Skydrol 500.

Size Selection:

FS1072 FIRE SLEEVE performs best when installed with a loose fit over a hose. However, some end users insist on a tight fit for the sake of appearance. To achieve this tight fit, use compressed air to expand FIRE SLEEVE as it is installed over the hose. Length of FIRE SLEEVE will shorten in length as it increases in diameter, so allow for some extra length to compensate for this.

For a loose fit, there is no hard and fast rule to relate the Nominal Inside Diameter of FIRE SLEEVE with the Nominal Outside Diameter of the hose being covered. However, it is important to take two factors into account: hose length and hose cover.

For hoses up to 5 metres (16 ft) long, use a Nominal Inside Diameter of FIRE SLEEVE 15% larger than the Nominal Outside Diameter of hose being covered. For hoses over 5 metres (16 ft) long, use a size 20% larger. Remember the FIRE SLEEVE must slide over the outside of the hose. The longer the hose, the tougher it is to install, especially if enough tolerance on a long hose has not been allowed.

As the FIRE SLEEVE must slide over the outside of the hose, the hose covering also requires special consideration. A hose with a rough rubber cover is more difficult to slide FIRE SLEEVE over than a hose with a smooth cover.

For hose covers that have a high co-efficient of friction, be sure to allow for greater tolerance between the Nominal Inside Diameter of FIRE SLEEVE and the Nominal Outside Diameter of the hose to be covered.

Sizes FS1072-08 to FS1072-104:

Standard coil length is 15,24 metres (50 ft); or cut lengths. Lengths longer than 15,24 metres (50 ft) are also available, contact RYCO Hydraulics Customer Service.

Sizes FS1072-80 and FS1072-104:

Standard coil length is 5 metres (16.4 ft)

FS1072 FIRE SLEEVE can be slit longitudinally to form a flat FIRE TAPE which can be wound around larger diameter hoses and secured with stainless steel ties or FSTAPE-16.

FSTAPE-16 is an iron oxide, red silicone rubber tape. It is designed to be, not only self-bonding and self-curing but to also bond and cure onto FS1072 FIRE SLEEVE.

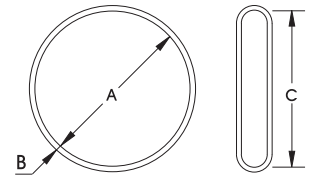
It can be used to join separate sections of FIRE SLEEVE, as well as to repair any scuffed or nicked areas of FIRE SLEEVE. It can be used as an end sealant (instead of clamps) to prevent moisture and hydraulic oils wicking into the inner fibreglass braid.

FSTAPE-16 is supplied in a roll 25 mm WIDE x 11 metres LONG x 0,5 mm THICK (1 inch x 36 ft x 0.02 inch)



FS1072 FIRE SLEEVE Specifications

PART NO	NOMINAL INSIDE DIAMETER		NOMINAL WALL THICKNESS		NOMINAL INSIDE FLAT DIMENSION		NOMINAL WEIGHT	
	A mm	A inch	B mm	B inch	C mm	C inch	kg/m	lb/ft
FS1072-08	12,7	0.50	4,3	0.17	20,0	0.79	0,19	0.13
FS1072-11	17,5	0.69	4,3	0.17	27,5	1.08	0,29	0.19
FS1072-14	22,2	0.87	4,4	0.17	34,9	1.37	0,28	0.19
FS1072-16	25,4	1.00	4,8	0.19	39,9	1.57	0,31	0.21
FS1072-18	28,6	1.13	4,7	0.19	46,6	1.84	0,37	0.25
FS1072-20	31,8	1.25	4,7	0.19	47,4	1.87	0,36	0.24
FS1072-22	34,9	1.38	4,8	0.19	54,8	2.17	0,43	0.29
FS1072-24	38,1	1.50	4,0	0.16	58,3	2.29	0,46	0.31
FS1072-30	47,6	1.87	4,0	0.16	74,8	2.93	0,54	0.36
FS1072-32	50,8	2.00	4,0	0.16	79,8	3.14	0,55	0.37
FS1072-40	63,5	2.50	4,1	0.16	94,2	3.71	0,84	0.56
FS1072-44	69,9	2.75	5,0	0.20	109,8	4.32	0,85	0.57
FS1072-64	102,0	4.02	5,0	0.20	160,2	6.32	1,07	0.72
FS1072-80	127,0	5.00	5,0	0.20	199,5	7.89	2,26	1.52
FS1072-104	165,0	6.50	5,0	0.20	259,2	10.21	2,86	1.92



Hose Nominal Outside Diameter Reference Chart

This chart may be used as a quick reference to assist in choosing correct size of Hose Protection. Dimensions are nominal only, and are in millimetres. Divide by 25.4 to convert to inches.

HOSE SIZE			HOSE SERIES													
DN	inch	Dash	T1A T1D	T2A T2D	T3KA T3KD	DF2A	H12A H12D	H13A H13D	HSPA	HSHA	H15D	TXA2D	TJ2D	RQP1	RQP2	RQP5 T5
5	3/16	-03	11,8													
6	1/4	-04	13,4	15,0	11,9	13,6			17,9				15,0	13,4	15,0	13,2
8	5/16	-05	15,0	16,6	13,5									15,0	16,6	14,8
10	3/8	-06	17,4	19,0	15,8	17,6	20,2		20,0				19,0	17,4	19,0	17,2
12	1/2	-08	20,5	22,0	18,9	20,5	23,8		24,6			22,0		20,5	22,0	19,4
16	5/8	-10	23,7	25,2	24,1	23,7	28,2		28,2			25,2		23,7	25,2	23,4
19	3/4	-12	27,6	29,1	28,1	27,7	30,7	32,1	32,0	31,7	32,0	29,1		27,6	29,1	27,4
25	1	-16	35,7	37,7	36,2	35,8	38,0	38,7	39,7	38,2	38,2	37,7		35,7	37,7	31,4
31	1.1/4	-20	43,6	48,0			47,0	49,8		45,2	49,8	48,0			48,0	38,1
38	1.1/2	-24	50,5	54,4			53,5	57,3		53,5	57,2				54,4	44,5
51	2	-32	64,1	67,3			66,7	72,0		68,0					67,3	56,3
63	2.1/2	-40		78,6												

HOSE SIZE			HOSE SERIES													
DN	inch	Dash	RQP6	TW1 T1F	PL1	RTH1	SR SRF	PW2	RQG1	M2G	M1	M2	FB2	MP1	RT7 RT7N	RT8 RT8N
3	1/8	-02													8,2	
5	3/16	-03													10,5	
6	1/4	-04	12,7	13,4	12,7	9,4		15,0	13,4	14,3	12,7	14,3		13,5	12,6	12,6
8	5/16	-05	14,3	15,0	14,3			16,6			14,3					
10	3/8	-06	15,9	17,4	15,9	11,7		19,0	17,4	19,0	15,9	19,0	19,0	17,5	16,5	16,5
12	1/2	-08	19,8	20,5	19,8	15,4			20,5	23,8		23,8	23,0	21,4	21,2	20,6
16	5/8	-10	23,0		23,0	18,4			23,7				25,4	25,4		
19	3/4	-12	26,4	27,6	26,4	22,1	31,5		27,6	31,7		31,7		28,6	26,7	
25	1	-16				28,6	40,0		35,7					37,3		
31	1.1/4	-20					46,5							43,9		
38	1.1/2	-24					53,1									
51	2	-32					65,5									
63	2.1/2	-40					78,5									

RAWHIDE RH



Recommended For:

Protection of individual hoses from severe abrasion. Provides a cost effective method of bundling hoses together, while providing abrasion resistance to the bundle. When abrasion occurs, the thousands of tiny filaments in the sleeve bulk up, to continually renew the surface.

Construction:

Densely woven, multi-filament nylon, tubular sleeve. Black colour. Nylon is not affected by exposure to air, water, hydraulic oil and many other fluids. The inside bore of the sleeve is smooth, allowing hose to move inside the sleeve, and allowing easy installation.

Flame Resistance:

Meets Flame Resistant Designation "U.S. MSHA" of the U.S. Department of Labor, Mine Safety and Health Administration.

Temperature Range:

From - 50°C to + 121°C (- 58°F to + 250°F).

Size Selection:

Choose a size that is slightly larger than the hose or hoses to be sleeved (see chart on page 79). If sleeve is to be installed onto fitted hose assemblies, allow for the maximum outside profile of the hose fittings.

Assembly Instructions:

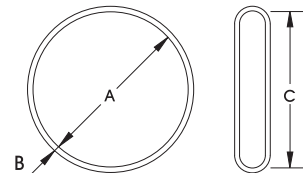
Cut the Nylon Hose Sleeve to length. The loose fibres of the cut edges can be sealed with a heat gun or hot knife, to prevent fraying. Install over hoses or hose assemblies. Secure in place using cable ties, band clamps or hose clamps.

Standard Coil Lengths:


91,4 metre (300 ft) long coils; or cut lengths.

RH RAWHIDE Specifications

PART NO	NOMINAL INSIDE DIAMETER		NOMINAL WALL THICKNESS		NOMINAL INSIDE FLAT DIMENSION		NOMINAL WEIGHT	
	A mm	A inch	B mm	B inch	C mm	C inch	kg/m	lb/ft
RH-23	22,9	0.90	2,3	0.09	29,8	1.41	0,06	0.03
RH-27	26,9	1.06	2,3	0.09	39,8	1.67	0,07	0.04
RH-31	31,0	1.22	2,3	0.09	49,9	1.92	0,08	0.05
RH-36	36,0	1.42	2,5	0.10	56,6	2.23	0,09	0.06
RH-46	46,0	1.81	2,5	0.10	72,1	2.84	0,12	0.08
RH-56	55,6	2.19	2,5	0.10	87,4	3.44	0,15	0.10
RH-61	60,5	2.38	2,5	0.10	95,0	3.74	0,16	0.11
RH-67	66,8	2.63	2,5	0.10	104,6	4.12	0,17	0.12
RH-73	73,2	2.88	2,5	0.10	115,1	4.53	0,19	0.13
RH-93	93,0	3.66	2,5	0.10	146,1	5.75	0,25	0.17



LIFESAVER LS



Intro

Hose

Couplings

Adaptors

Accessories

Filters

Technical

Recommended For:

Applications where reducing the risk of injury, and improving safety are foremost; such as mines, or any applications involving personnel in close proximity to hydraulic hose assemblies.

RYCO LIFESAVER® is a “three-in-one” solution for two major safety issues and a major abrasion issue, present in many Mining and other applications for hydraulic hose assemblies:

1. It is a Hose Burst Suppressor; helps protect personnel from deadly oil injection in the event of a hose bursting.
2. It is a Whip Check; helps protect personnel from lethal, violent hose whip in the event of a hose bursting.
3. It is Extremely Abrasion Resistant; helps protect crucial hydraulic hose systems from abrading and failing.

RYCO LIFESAVER® is fitted easily around hose sizes -04 to -32.

Assembly Instructions:

RYCO LIFESAVER® is attached to the hose couplings at each end of a hose assembly. The attachment point must be outboard of the ferrules. For Male RYCOLOK couplings, a steel staple through the grommets in the LIFESAVER locks into the Prying Groove of the Male RYCOLOK, securing the LIFESAVER to the hose assembly. For coupling end style connections other than Male RYCOLOK, the LIFESAVER is clamped to the coupling at the connection end, past the ferrule. In some cases, adaptors are used to extend the connection, to provide a clamping area.

Construction:

Single or Double layer of densely woven, multi-filament nylon, tubular sleeve.

Black colour. Nylon is not affected by exposure to air, water, hydraulic oil and many other fluids.

The inside bore of the sleeve is smooth, allowing hose to move inside the sleeve, and allowing easy installation.

Flame Resistance:

Meets Flame Resistant Designation “U.S. MSHA” of the U.S. Department of Labor, Mine Safety and Health Administration.

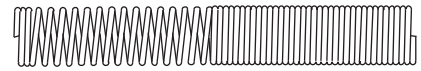
Size Selection:

Refer to chart below for selection of 350 bar Working Pressure hoses fitted with male RYCOLOK or RYCO SUPERLOK couplings. For other hoses and connection end styles, please contact RYCO Hydraulics Technical Department.

LS LIFESAVER Specifications

RYCO HOSE	HOSE OD	NUT SIZE		RECOMMENDED MINIMUM RAWHIDE SIZE
350 bar	mm	RYCOLOK	SUPERLOK	
T24D	15,0	25,4		RH-27
T26D	19,0	30,2		RH-36
T28D	22,0	34,9		RH-36
H1212D	29,1	44,5	45,0	RH-46
H1216D	47,0	55,6		RH-61
H1320D	49,8	60,3	70,0	RH-73
H1324D	57,3			RH-85
H1332D	72,0			RH-93

SPRING GUARD 750



Recommended For:

TJ24D Specialist Jacking Hose Assemblies, to control bend radius at end of hoses to avoid excessive strain on hose couplings.
 Can also be used with PW24, T24A and T24D Hoses.
 Can be used with B and L Series Field Attachable and T200 Series BITELOK Couplings.

Construction:

Spring Steel Wire; galvanised for corrosion protection.

Assembly Instructions:

Slide Spring Guards over the hose before assembling hose ends.
 After ends are assembled, twist and push Spring Guards onto the ferrules.
 The close pitched end of the Spring Guard goes over the ferrule, and the wide pitched end goes over the hose.



PACKAGING SLEEVE RHYS



Recommended For:

Packaging and protection of hose assemblies, in transit and in storage. RYCO RHYS Packaging Sleeve is installed over the finished hose assembly. The ends may be heat sealed, or folded over and stapled, or taped closed.

Construction:

Heavy gauge low density polyethylene clear plastic tubing; printed at intervals with "RYCO Hydraulics" logo, and incorporating an area for the hose assembly Part Number to be written.

Assembly Instructions:

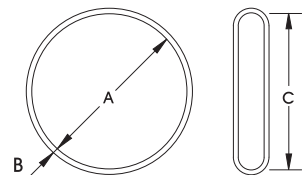
- Select correct size of RYCO RHYS Packaging Sleeve. It must be large enough to allow for the maximum outside profile of the hose couplings.
 Two sizes are available:
RHYS-75 suits most hoses up to -16 (1") hose bore.
RHYS-125 suits most hoses from -16 to -32 (1" to 2") hose.
- If required, write the hose assembly Part Number onto the Packaging Sleeve using a ball point pen.
- Slide the hose assembly into the RHYS Packaging Sleeve.
- Trim Packaging Sleeve to length, and seal ends.

Standard Coil Lengths:

350 metres (1,150 feet).

RHYS HOSE ASSEMBLY PACKAGING SLEEVE Specifications

PART NO	NOMINAL INSIDE DIAMETER		NOMINAL WALL THICKNESS		NOMINAL INSIDE FLAT DIMENSION		NOMINAL WEIGHT	
	A mm	A inch	B mm	B inch	C mm	C inch	kg/m	lb/ft
RHYS-75	48	1.9	0,15	0.006	75	3.0	0,021	0.014
RHYS-125	79	3.1	0,15	0.006	125	5.0	0,035	0.023



HOSE TAG RHYT



- Intro
- Hose
- Couplings
- Adaptors
- Accessories
- Filters
- Technical

Recommended For:

Permanent identification of hose assemblies. RYCO RHYT Hose Tags enable hose assembly information to be attached to the hose assembly in a cost effective manner.

Two sizes of RHYT Hose Tags allow all common hose sizes to be tagged.

Information can be written or printed on the Hose Tag prior to being attached to the hose. When the Hose Tag is wrapped on the hose, a clear panel at the end of the tag wraps over to protect the written or printed information.

Hose Tag remains in position on the hose due to the adhesive backing, and the Hose Tag bends with the hose, ensuring that flexibility is not affected.

The slim profile of the attached Hose Tag reduces the risk of accidental removal. Hose Tag does not damage or cut the cover of the hose.

Construction:

Heat, oil, ozone, sunlight, and weather resistant high performance plastic.

Adhesive-backed for permanent attachment to the hose assembly. Area to write or print information, with a clear panel that wraps over to protect the hose assembly identification information.

Temperature Range:

Suitable for use with all RYCO Hoses at their published temperature ranges.

Assembly Instructions:

1. Select correct size of RYCO RHYT Hose Tag for the hose assembly that is to be identified.
RHYT-10 suits hose sizes -04 to -10 (1/4" to 5/8").
RHYT-32 suits hose sizes -12 to -32 (3/4" to 2").
2. Using a ball point pen or label printer, apply the required information onto the Hose Tag.
3. Remove the release paper from the back of the Hose Tag to expose the adhesive.
4. While ensuring that the Hose Tag is parallel to the axis of the hose, wrap the Hose Tag tightly around the hose, then continue to wrap the clear plastic panel over the Hose Tag.
5. Press firmly to ensure that the adhesive bonds.


RHYT HOSE TAGS Specifications

PART NO	SUITS HOSE SIZE ID RANGE		
	DN	inch	Dash
RHYT-10	6 to 16	1/4 to 5/8	-04 to -10
RHYT-32	12 to 51	3/4 to 2	-12 to -32

Contact RYCO Hydraulics for further information.



RHYT-32



RHYT-10

(See pages 392 and 393 for “How to Order Hose Assemblies”).

Coil length of RYCO Hydraulic Hose varies according to Hose Series and Size.

Wire braid, textile braid and spiral wire reinforced hydraulic hoses are in most cases manufactured in long lengths on flexible mandrels, which results in coils of hose of different lengths. These hoses are produced and supplied in random lengths.

SR Suction Hose is manufactured on rigid mandrels of a specified length.

SR Hose 20 metres (65.6 ft)

If hose is part of a general stock order, every effort will be made to supply length closest to length ordered, but length supplied may be shorter or longer than length ordered. If ordering “a coil” of hose, please specify the length required. If a specific cut length is required, this must be specified when ordering, e.g. 19,5 metres exact length and may be subject to surcharge.

Shown in the table below is the availability of RYCO Hydraulic Hose in Coils, and on Reels or in Bulk Cartons.

Details of average quantities packed on reels (or in cartons) and their dimensions are available from RYCO on request.

HOSE SERIES	SIZE	COILS	REELS/ BULK CARTONS
T1A, T2A, T3KA	up to and including -16 (1") -20 to -32 (1.1/4" to 2")	● ●	●
DF2A	all sizes	●	●
T1D, T2D, T3KD	up to and including -16 (1") -20 to -32 (1.1/4" to 2")	● ●	●
TXA2D	up to and including -16 (1") -20 (1.1/4")	● ●	●
TJ2D	-4 and -6 (1/4" and 3/8")	●	●
H12A, H12D, H12S	all sizes	●	
H13A, H13D, H13S	all sizes	●	
HSPA, HSHA	all sizes	●	
H15D	all sizes	●	
T2S	all sizes	●	
RQP1	all sizes	●	●
RQP2	up to and including -16 (1") -20 to -32 (1.1/4" to 2")	● ●	●
RQP5	all sizes	●	
RQP6	all sizes	●	
T5	all sizes	●	
T1F	all sizes	●	
PL1	all sizes	●	
RTH1	all sizes	●	
SR	all sizes	●	
SRF	all sizes	●	
TW1	all sizes	●	
PW2	all sizes	●	●
M1	all sizes	●	●
M2	all sizes	●	
FB2	all sizes	●	●
MP1	all sizes	●	●
RT7	all sizes	●	
RT7N	all sizes	●	
RT7T	all sizes	●	
RT7TN	all sizes	●	
RT8	all sizes	●	
RT8N	all sizes	●	
RT8T	all sizes	●	
RT8TN	all sizes	●	