

NON-SKIVE

For RYCO Hose Series H12A, H12D, H12S all sizes.

For RYCO Hose Series T1A, T1D, T1F, T2A, T2D, T2S, TXA2D, RQP1, RQP2, sizes -06 to -32. For RYCO Hose DF26A, DF212A.

For RYCO Hose HSP06A, HSP08A, HSP10A, HSH20A, HSH24A, HSH32A.

SKIVE

For RYCO Hose H1312A, H1312D, H1312S, H1316A, H1316D, H1316S, H1320A, H1320D, H1320S.

For RYCO Hose PW26, TW16, TW18.

BSP				T701		T701H		T701P		
60° SEAT										
HOSE SIZE	THREAD SIZE	DASH SIZE	BSPT MALE	BSPT MALE HEAVY DUTY	BSP MALE					
DN	inch	inch	PART NO	C _A	PART NO	C _A	PART NO	C _A	PART NO	
10	3/8	3/8	-0606	T701-0606	33				T701P-0606	33
12	1/2	1/2	-0808	T701-0808	40				T701P-0808	31
19	3/4	3/4	-1212	T701-1212	41				T701P-1212	40
25	1	1	-1616	T701-1616	48	T701H-1616	48		T701P-1616	45
31	1.1/4	1.1/4	-2020	T701-2020	53				T701P-2020	51
38	1.1/2	1.1/2	-2424	T701-2424	55				T701P-2424	55
51	2	2	-3232	T701-3232	66				T701P-3232	67

BSP				T702		T702H	
60° SEAT							
HOSE SIZE	THREAD SIZE	DASH SIZE	BSPP FEMALE	BSPP FEMALE HEAVY DUTY			
DN	inch	inch	PART NO	C _A	PART NO	C _A	PART NO
10	3/8	3/8	-0606	T702-0606	24		
12	1/2	1/2	-0808	T702-0808	26	T702H-0808	28
19	3/4	3/4	-1212	T702-1212	28	T702H-1212	34
25	1	1	-1616	T702-1616	33	T702H-1616	37
31	1.1/4	1	-2016	T702-2016	39		
31	1.1/4	1.1/4	-2020	T702-2020	41	T702H-2020	44
38	1.1/2	1.1/2	-2424	T702-2424	45		
51	2	2	-3232	T702-3232	54		

T700 BSPP, JIC, JIS and Metric Swivel Nut Couplings are shown as "Crimp Nut". Larger sizes are "Wire Nut" or "Slip Nut". See note on page 87.

T700 BITELOK One-Piece Crimp Couplings



NON-SKIVE

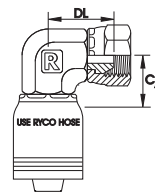
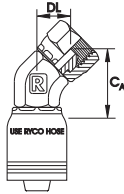
For RYCO Hose Series H12A, H12D, H12S all sizes.
For RYCO Hose Series T1A, T1D, T1F, T2A, T2D, T2S, TXA2D, RQP1, RQP2, sizes -06 to -32. For RYCO Hose DF26A, DF212A.
For RYCO Hose HSP06A, HSP08A, HSP10A, HSH20A, HSH24A, HSH32A.

SKIVE

For RYCO Hose H1312A, H1312D, H1312S, H1316A, H1316D, H1316S, H1320A, H1320D, H1320S.
For RYCO Hose PW26, TW16, TW18.

BSP T706 T705

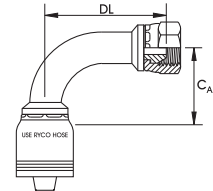
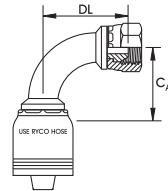
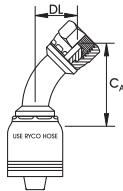
60° SEAT



HOSE SIZE		THREAD SIZE	DASH SIZE	BSP FEMALE 45° ELBOW			BSP FEMALE 90° ELBOW		
DN	inch	inch		PART NO	C _A	DL	PART NO	C _A	DL
10	3/8	3/8	-0606				T705-0606	23	28
12	1/2	1/2	-0808	T706-0808	40	18	T705-0808	29	31
19	3/4	3/4	-1212	T706-1212	44	20	T705-1212	30	36
25	1	1	-1616	T706-1616	51	23	T705-1616	32	40
31	1.1/4	1.1/4	-2020	T706-2020	42	25	T705-2020	41	47
38	1.1/2	1.1/2	-2424				T705-2424	60	59
51	2	2	-3232				T705-3232	56	62

BSP T727 T726 T721

60° SEAT



HOSE SIZE		THREAD SIZE	DASH SIZE	BSP FEMALE 45° TUBE BEND			BSP FEMALE 90° TUBE BEND			BSP FEMALE 90° LONG BEND		
DN	inch	inch		PART NO	C _A	DL	PART NO	C _A	DL	PART NO	C _A	DL
10	3/8	3/8	-0606	T727-0606			T726-0606	35	32			
12	1/2	1/2	-0808	T727-0808	57	23	T726-0808	38	44			
19	3/4	3/4	-1212	T727-1212	70	31	T726-1212	55	56	T721-1212	61	67
25	1	1	-1616	T727-1616	83	34	T726-1616	69	75	T721-1616	69	75
31	1.1/4	1	-2016				T726-2016	85	82			
31	1.1/4	1.1/4	-2020	T727-2020	107	41	T726-2020	86	89	T721-2020	73	91
38	1.1/2	1.1/2	-2424	T727-2424	166	93	T726-2424	120	148			
51	2	2	-3232	T727-3232	206	118	T726-3232	131	192			

NON-SKIVE

For RYCO Hose Series H12A, H12D, H12S all sizes.

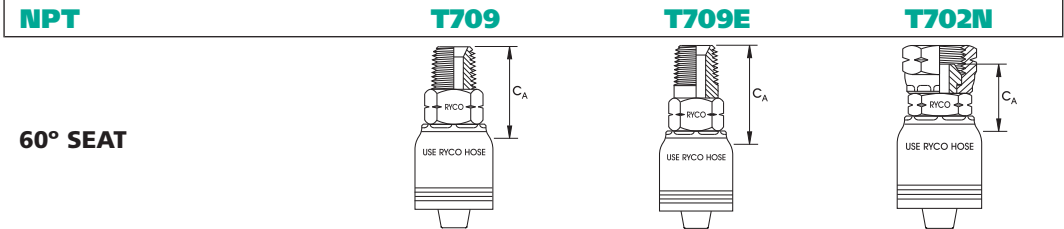
For RYCO Hose Series T1A, T1D, T1F, T2A, T2D, T2S, TXA2D, RQP1, RQP2, sizes -06 to -32. For RYCO Hose DF26A, DF212A.

For RYCO Hose HSP06A, HSP08A, HSP10A, HSH20A, HSH24A, HSH32A.

SKIVE

For RYCO Hose H1312A, H1312D, H1312S, H1316A, H1316D, H1316S, H1320A, H1320D, H1320S.

For RYCO Hose PW26, TW16, TW18.



HOSE SIZE		THREAD SIZE	DASH SIZE	NPT MALE		NPT MALE EXTENDED (API)		NPSM FEMALE	
DN	inch	inch		PART NO	CA	PART NO	CA	PART NO	CA
10	3/8	1/4	-0604	T709-0604	33				
10	3/8	3/8	-0606	T709-0606	33				
12	1/2	3/8	-0806	T709-0806	35				
12	1/2	1/2	-0808	T709-0808	40				
19	3/4	3/4	-1212	T709-1212	41				
25	1	3/4	-1612	T709-1612	43				
25	1	1	-1616	T709-1616	48				
31	1.1/4	1	-2016	T709-2016	52				
31	1.1/4	1.1/4	-2020	T709-2020	53			T702N-2020	41
38	1.1/2	1.1/2	-2424	T709-2424	55			T702N-2424	45
51	2	2	-3232	T709-3232	66	T709E-3232	107	T702N-3232	54

Stainless Steel **T709SS**, see page 222.

T700 BITELOK One-Piece Crimp Couplings

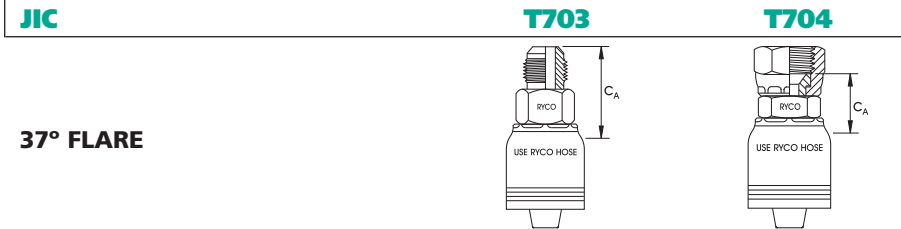


NON-SKIVE

For RYCO Hose Series H12A, H12D, H12S all sizes.
 For RYCO Hose Series T1A, T1D, T1F, T2A, T2D, T2S, TXA2D, RQP1,
 RQP2, sizes -06 to -32. For RYCO Hose DF26A, DF212A.
 For RYCO Hose HSP06A, HSP08A, HSP10A, HSH20A, HSH24A, HSH32A.

SKIVE

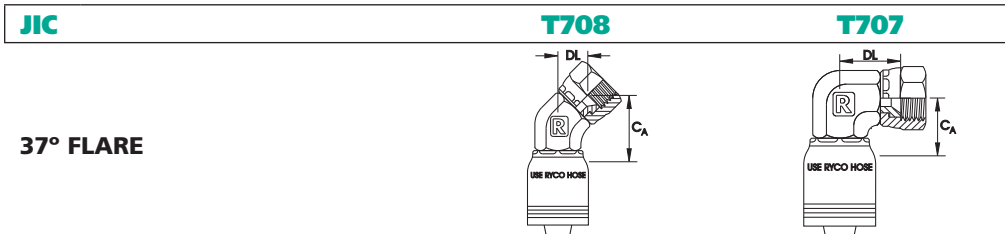
For RYCO Hose H1312A, H1312D, H1312S, H1316A, H1316D,
 H1316S, H1320A, H1320D, H1320S.
 For RYCO Hose PW26, TW16, TW18.



37° FLARE

HOSE SIZE		THREAD SIZE	TUBE SIZE	DASH SIZE	JIC MALE	JIC FEMALE
DN	inch	inch	inch		PART NO	C _A
10	3/8	9/16	3/8	-0609	T703-0609	32
10	3/8	3/4	1/2	-0612		T704-0612
12	1/2	3/4	1/2	-0812	T703-0812	37
12	1/2	7/8	5/8	-0814	T703-0814	39
12	1/2	1.1/16	3/4	-0817		T704-0817
16	5/8	7/8	5/8	-1014		T704-1014
19	3/4	7/8	5/8	-1214		T704-1214
19	3/4	1.1/16	3/4	-1217	T703-1217	43
19	3/4	1.3/16	7/8	-1219		T704-1219
19	3/4	1.5/16	1	-1221	T703-1221	42
25	1	1.1/16	3/4	-1617		T704-1617
25	1	1.5/16	1	-1621	T703-1621	47
25	1	1.5/8	1.1/4	-1626		T704-1626
31	1.1/4	1.5/16	1	-2021		T704-2021
31	1.1/4	1.5/8	1.1/4	-2026	T703-2026	52
31	1.1/4	1.7/8	1.1/2	-2030		T704-2030
38	1.1/2	1.7/8	1.1/2	-2430	T703-2430	57
51	2	2.1/2	2	-3240	T703-3240	73
					T704-3240	54

Stainless Steel **T704SS**, see page 222.



37° FLARE

HOSE SIZE		THREAD SIZE	TUBE SIZE	DASH SIZE	JIC FEMALE 45° ELBOW	JIC FEMALE 90° ELBOW
DN	inch	inch	inch		PART NO	C _A
12	1/2	3/4	1/2	-0812	T708-0812	37
12	1/2	7/8	5/8	-0814	T708-0814	38
19	3/4	1.1/16	3/4	-1217	T708-1217	41
25	1	1.5/16	1	-1621	T708-1621	48
						DL
					PART NO	C _A
					T707-0814	29
					T707-1217	30
					T707-1621	32

NON-SKIVE

For RYCO Hose Series H12A, H12D, H12S all sizes.
 For RYCO Hose Series T1A, T1D, T1F, T2A, T2D, T2S, TXA2D, RQP1, RQP2, sizes -06 to -32. For RYCO Hose DF26A, DF212A.
 For RYCO Hose HSP06A, HSP08A, HSP10A, HSH20A, HSH24A, HSH32A.

SKIVE

For RYCO Hose H1312A, H1312D, H1312S, H1316A, H1316D, H1316S, H1320A, H1320D, H1320S.
 For RYCO Hose PW26, TW16, TW18.

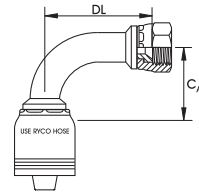
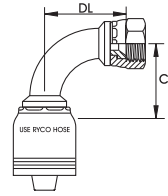
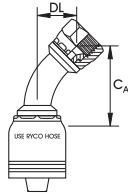
JIC

T725

T724

T728

37° FLARE



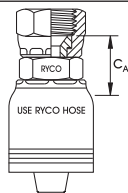
HOSE SIZE				THREAD SIZE	TUBE SIZE	DASH SIZE	JIC FEMALE 45° TUBE BEND			JIC FEMALE 90° TUBE BEND			JIC FEMALE 90° LONG BEND		
DN	inch	inch	inch				PART NO	C _A	DL	PART NO	C _A	DL	PART NO	C _A	DL
10	3/8	9/16	3/8	-0609			T725-0609	38	13	T724-0609	34	34			
10	3/8	3/4	1/2	-0612											
12	1/2	3/4	1/2	-0812			T725-0812	55	18	T724-0812	37	43			
12	1/2	7/8	5/8	-0814			T725-0814	56	19	T724-0814	39	40			
16	5/8	7/8	5/8	-1014			T725-1014	56	24	T724-1014	43	49			
16	5/8	1.1/16	3/4	-1017			T725-1017	57	24	T724-1017	43	50			
19	3/4	1.1/16	3/4	-1217			T725-1217	66	27	T724-1217	53	62	T728-1217	59	94
19	3/4	1.5/16	1	-1221			T725-1221	70	31	T724-1221	49	63			
25	1	1.5/16	1	-1621			T725-1621	81	32	T724-1621	67	71	T728-1621	76	108
25	1	1.5/8	1.1/4	-1626											
31	1.1/4	1.5/8	1.1/4	-2026			T725-2026	107	41	T724-2026	86	88	T728-2026	73	91
38	1.1/2	1.7/8	1.1/2	-2430			T725-2430	139	56	T724-2430	105	106			
51	2	2.1/2	2	-3240			T725-3240	152	64	T724-3240	131	127			

JIS

T768

JAPANESE INDUSTRIAL STANDARD

"KOMATSU" METRIC THREAD FORM 60° CONCAVE SEAT



HOSE SIZE				THREAD SIZE	DASH SIZE	METRIC FEMALE 60° CONCAVE SEAT (JIS)	
DN	inch	mm				PART NO	C _A
10	3/8	18x1,5	-0618			T768-0618	22
12	1/2	22x1,5	-0822			T768-0822	25
12	1/2	24x1,5	-0824			T768-0824	32
16	5/8	24x1,5	-1024			T768-1024	25
19	3/4	24x1,5	-1224			T768-1224	27
19	3/4	30x1,5	-1230			T768-1230	29
25	1	33x1,5	-1633			T768-1633	30
25	1	36x1,5	-1636			T768-1636	34
31	1.1/4	36x1,5	-2036			T768-2036	36
31	1.1/4	42x1,5	-2042			T768-2042	36

Please note: These T768 Series Couplings are also listed in the METRIC section on page 141.

T700 BITELOK One-Piece Crimp Couplings



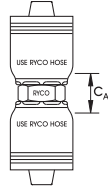
NON-SKIVE

For RYCO Hose Series H12A, H12D, H12S all sizes.
 For RYCO Hose Series T1A, T1D, T1F, T2A, T2D, T2S, TXA2D, RQP1, RQP2, sizes -06 to -32. For RYCO Hose DF26A, DF212A.
 For RYCO Hose HSP06A, HSP08A, HSP10A, HSH20A, HSH24A, HSH32A.

SKIVE

For RYCO Hose H1312A, H1312D, H1312S, H1316A, H1316D, H1316S, H1320A, H1320D, H1320S.
 For RYCO Hose PW26, TW16, TW18.

JOINER T790

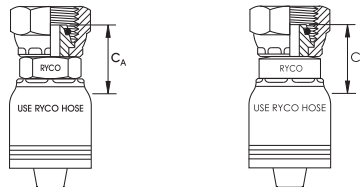


HOSE SIZE		DASH SIZE	JOINER	
DN	inch		PART NO	CA
10	3/8	-0606	T790-0606	15
12	1/2	-0808	T790-0808	15
19	3/4	-1212	T790-1212	15
25	1	-1616	T790-1616	25
31	1.1/4	-2020	T790-2020	24
38	1.1/2	-2424	T790-2424	25
51	2	-3232	T790-3232	26

METRIC T750 T750R

DKOL METRIC O RING (LIGHT)

24° CONE



HOSE SIZE		THREAD SIZE	TUBE SIZE	DASH SIZE	DKOL FEMALE 24° CONE	CA	DKOL FEMALE 24° CONE	CA
DN	inch	mm	mm		PART NO		PART NO	
31	1.1/4	45x2,0	35	-2045	T750-2045		T750R-2045	
38	1.1/2	52x2,0	42	-2452	T750-2452		T750R-2452	

Intro

Hose

Couplings

Adaptors

Accessories

Filters

Technical

NON-SKIVE

For RYCO Hose Series H12A, H12D, H12S all sizes.

For RYCO Hose Series T1A, T1D, T1F, T2A, T2D, T2S, TXA2D, RQP1, RQP2, sizes -06 to -32. For RYCO Hose DF26A, DF212A.

For RYCO Hose HSP06A, HSP08A, HSP10A, HSH20A, HSH24A, HSH32A.

SKIVE

For RYCO Hose H1312A, H1312D, H1312S, H1316A, H1316D, H1316S, H1320A, H1320D, H1320S.

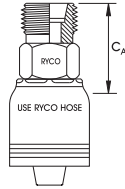
For RYCO Hose PW26, TW16, TW18.

METRIC

T763

**DKS
METRIC O RING**

24° CONE



HOSE SIZE	THREAD SIZE	TUBE SIZE	DASH SIZE	DKS MALE 24° CONE	PART NO	C _A
10	3/8	20x1,5	12	-0620		
10	3/8	22x1,5	14	-0622		
12	1/2	24x1,5	16	-0824	T763-0824	30
16	5/8	30x2,0	20	-1030		
16	5/8	36x2,0	25	-1036		
19	3/4	30x2,0	20	-1230	T763-1230	35
19	3/4	36x2,0	25	-1236	T763-1236	37
25	1	36x2,0	25	-1636	T763-1636	41
25	1	42x2,0	30	-1642	T763-1642	43
31	1.1/4	42x2,0	30	-2042	T763-2042	48
31	1.1/4	52x2,0	38	-2052	T763-2052	47

METRIC

T771

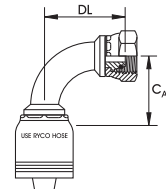
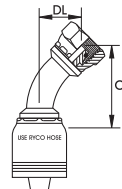
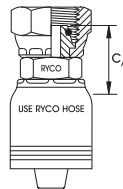
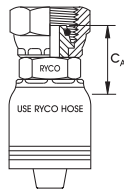
T771R

T772

T773

**DKOS
METRIC O RING (HEAVY)**

24° CONE



HOSE SIZE	THREAD SIZE	TUBE SIZE	DASH SIZE	DKOS FEMALE 24° CONE	DKOS FEMALE 24° CONE	DKOS FEMALE 24° CONE 45° TUBE BEND	DKOS FEMALE 24° CONE 90° TUBE BEND						
10	3/8	20x1,5	12	-0620	T771-0620	29	T771R-0620						
10	3/8	22x1,5	14	-0622	T771-0622	32	T771R-0622						
12	1/2	24x1,5	16	-0824	T771-0824	34	T771R-0824	T772-0824	62	30	T773-0824	38	52
16	5/8	30x2,0	20	-1030	T771-1030	38	T771R-1030						
16	5/8	36x2,0	25	-1036	T771-1036	40	T771R-1036						
19	3/4	30x2,0	20	-1230	T771-1230	38	T771R-1230	T772-1230	76	37	T773-1230	55	64
19	3/4	36x2,0	25	-1236	T771-1236	40	T771R-1236	T772-1236	76	37	T773-1236	55	64
25	1	36x2,0	25	-1636	T771-1636	40	T771R-1636						
25	1	42x2,0	30	-1642	T771-1642	35	T771R-1642	T772-1642	85	36	T773-1642	69	77
31	1.1/4	42x2,0	30	-2042									
31	1.1/4	52x2,0	38	-2052	T771-2052	39	T771R-2052	T772-2052	109	43	T773-2052	84	97

T700 BITELOK One-Piece Crimp Couplings



NON-SKIVE

For RYCO Hose Series H12A, H12D, H12S all sizes.
For RYCO Hose Series T1A, T1D, T1F, T2A, T2D, T2S, TXA2D, RQP1, RQP2, sizes -06 to -32. For RYCO Hose DF26A, DF212A.
For RYCO Hose HSP06A, HSP08A, HSP10A, HSH20A, HSH24A, HSH32A.

SKIVE

For RYCO Hose H1312A, H1312D, H1312S, H1316A, H1316D, H1316S, H1320A, H1320D, H1320S.
For RYCO Hose PW26, TW16, TW18.

METRIC		T792		T792F		T792G	
FRENCH GAZ							
24° CONE							
HOSE SIZE	THREAD SIZE	TUBE SIZE	DASH SIZE	METRIC FRENCH GAZ MALE	METRIC FRENCH GAZ FEMALE	METRIC FRENCH GAZ FEMALE 90° TUBE BEND	
DN	inch	mm	mm	PART NO	C _A	PART NO	C _A
10	3/8	20x1,5	13,25	-0620			
12	1/2	24x1,5	16,75	-0824			
16	5/8	30x1,5	21,25	-1030			
19	3/4	36x1,5	26,75	-1236	T792-1236	31	
25	1	45x1,5	33,50	-1645	T792-1645	39	
31	1.1/4	52x1,5	42,25	-2052	T792-2052		

METRIC		T792M		T792N		METRIC		T768			
FRENCH MILLIMETRIC						JAPANESE INDUSTRIAL STANDARD (JIS)					
24° CONE						"KOMATSU" METRIC THREAD FORM 60° CONCAVE SEAT					
HOSE SIZE	THREAD SIZE	TUBE SIZE	DASH SIZE	METRIC FRENCH MILLIMETRIC MALE	METRIC FRENCH MILLIMETRIC FEMALE	HOSE SIZE	THREAD SIZE	DASH SIZE	METRIC FEMALE 60° CONCAVE SEAT (JIS)		
DN	inch	mm	mm	PART NO	C _A	DN	inch	mm	PART NO	C _A	
16	5/8	27x1,5	20	-1027		10	3/8	18x1,5	-0618	T768-0618	22
19	3/4	30x1,5	22	-1230		12	1/2	22x1,5	-0822	T768-0822	25
19	3/4	33x1,5	25	-1233		12	1/2	24x1,5	-0824	T768-0824	32
19	3/4	36x1,5	28	-1236		16	5/8	24x1,5	-1024	T768-1024	25
25	1	36x1,5	28	-1636		19	3/4	24x1,5	-1224	T768-1224	27
25	1	39x1,5	30	-1639		19	3/4	30x1,5	-1230	T768-1230	29
25	1	45x1,5	35	-1645		25	1	33x1,5	-1633	T768-1633	30
31	1.1/4	45x1,5	35	-2045		25	1	36x1,5	-1636	T768-1636	34
						31	1.1/4	36x1,5	-2036	T768-2036	36
						31	1.1/4	42x1,5	-2042	T768-2042	36

Please note: These T768 Series Couplings are also listed in the JIS section on page 138.

NON-SKIVE

For RYCO Hose Series H12A, H12D, H12S all sizes.

For RYCO Hose Series T1A, T1D, T1F, T2A, T2D, T2S, TXA2D, RQP1, RQP2, sizes -06 to -32. For RYCO Hose DF26A, DF212A.

For RYCO Hose HSP06A, HSP08A, HSP10A, HSH20A, HSH24A, HSH32A.

SKIVE

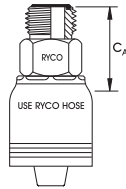
For RYCO Hose H1312A, H1312D, H1312S, H1316A, H1316D, H1316S, H1320A, H1320D, H1320S.

For RYCO Hose PW26, TW16, TW18.

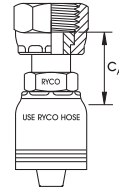
ORFS

O RING FACE SEAL

T784



T780

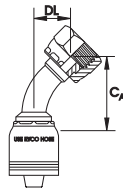


HOSE SIZE				THREAD SIZE	TUBE SIZE	DASH SIZE	ORFS MALE	ORFS FEMALE		
DN	inch	inch	inch				PART NO	C _A	PART NO	C _A
10	3/8	11/16	3/8	-0611			T784-0611	29	T780-0611	31
10	3/8	13/16	1/2	-0613						
12	1/2	13/16	1/2	-0813			T784-0813	33	T780-0813	34
12	1/2	1	5/8	-0816					T780-0816	40
12	1/2	1.3/16	3/4	-0819					T780-0819	43
16	5/8	1	5/8	-1016					T780-1016	38
19	3/4	1.3/16	3/4	-1219			T784-1219	38	T780-1219	43
19	3/4	1.7/16	1	-1223					T780-1223	52
25	1	1.7/16	1	-1623			T784-1623	41	T780-1623	54
25	1	1.11/16	1.1/4	-1627					T780-1627	59
31	1.1/4	1.11/16	1.1/4	-2027			T784-2027	45	T780-2027	59
38	1.1/2	2	1.1/2	-2432					T780-2432	68

ORFS

O RING FACE SEAL

T781



HOSE SIZE				THREAD SIZE	TUBE SIZE	DASH SIZE	ORFS FEMALE 45° TUBE BEND		
DN	inch	inch	inch				PART NO	C _A	DL
10	3/8	11/16	3/8	-0611			T781-0611	42	18
10	3/8	13/16	1/2	-0613			T781-0613	40	15
12	1/2	13/16	1/2	-0813			T781-0813	55	16
12	1/2	1	5/8	-0816					
12	1/2	1.3/16	3/4	-0819					
16	5/8	1	5/8	-1016			T781-1016	55	22
19	3/4	1.3/16	3/4	-1219			T781-1219	64	25
19	3/4	1.7/16	1	-1223					
25	1	1.7/16	1	-1623			T781-1623	82	33
31	1.1/4	1.11/16	1.1/4	-2027			T781-2027	108	42

T700 BITELOK One-Piece Crimp Couplings



NON-SKIVE

For RYCO Hose Series H12A, H12D, H12S all sizes.
 For RYCO Hose Series T1A, T1D, T1F, T2A, T2D, T2S, TXA2D, RQP1, RQP2, sizes -06 to -32. For RYCO Hose DF26A, DF212A.
 For RYCO Hose HSP06A, HSP08A, HSP10A, HSH20A, HSH24A, HSH32A.

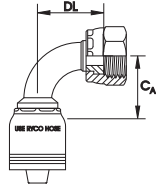
SKIVE

For RYCO Hose H1312A, H1312D, H1312S, H1316A, H1316D, H1316S, H1320A, H1320D, H1320S.
 For RYCO Hose PW26, TW16, TW18.

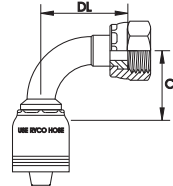
ORFS

O RING
FACE SEAL

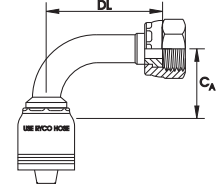
T782S



T782



T783



HOSE SIZE				THREAD SIZE	TUBE SIZE	DASH SIZE	ORFS FEMALE 90° SHORT BEND			ORFS FEMALE 90° MEDIUM BEND			ORFS FEMALE 90° LONG BEND		
DN	inch	inch	inch		PART NO	C _A	DL	PART NO	C _A	DL	PART NO	C _A	DL		
10	3/8	11/16	3/8	-0611				T782-0611	36	30					
10	3/8	13/16	1/2	-0613											
12	1/2	13/16	1/2	-0813				T782-0813	40	38					
12	1/2	1	5/8	-0816				T782-0816	42	44					
16	5/8	1	5/8	-1016				T782-1016	48	45					
19	3/4	1.3/16	3/4	-1219	T782S-1219			T782-1219	55	48	T783-1219	49	81		
25	1	1.7/16	1	-1623	T782S-1623			T782-1623	69	73	T783-1623	82	114		
31	1.1/4	1.11/16	1.1/4	-2027	T782S-2027			T782-2027	84	94	T783-2027	82	120		

Intro

Hose

Couplings

Adaptors

Accessories

Filters

Technical

NON-SKIVE

For RYCO Hose Series H12A, H12D, H12S all sizes.
 For RYCO Hose Series T1A, T1D, T1F, T2A, T2D, T2S, TXA2D, RQP1, RQP2, sizes -06 to -32. For RYCO Hose DF26A, DF212A.
 For RYCO Hose HSP06A, HSP08A, HSP10A, HSH20A, HSH24A, HSH32A.

SKIVE

For RYCO Hose H1312A, H1312D, H1312S, H1316A, H1316D, H1316S, H1320A, H1320D, H1320S.
 For RYCO Hose PW26, TW16, TW18.

RYCOLOK				T787		T788		T789			
STAPLE											
O RING & BACK UP RING SUPPLIED											
HOSE SIZE	STAPLE SIZE	DASH SIZE	RYCOLOK MALE	RYCOLOK MALE 45° ELBOW	RYCOLOK MALE 90° ELBOW						
DN	inch	mm	PART NO	C _A	PART NO	C _A	DL	PART NO	C _A	DL	
10	3/8	10	-0610	T787-0610	38	T788-0610	46	29	T789-0610	21	44
12	1/2	13	-0813	T787-0813	41	T788-0813	49	27	T789-0813	31	51
19	3/4	20	-1220	T787-1220	38	T788-1220	55	31	T789-1220		47
25	1	25	-1625	T787-1625	50	T788-1625	65	38	T789-1625		58
31	1.1/4	32	-2032	T787-2032	50	T788-2032	69	41	T789-2032		65
38	1.1/2	40	-2440	T787-2440	57				T789-2440		68
51	2	50	-3250	T787-3250	58						

RYCO SUPERLOK				T787S	
SUPERSTAPLE					
O RING & BACK UP RING SUPPLIED					
HOSE SIZE	STAPLE SIZE	DASH SIZE	RYCO SUPERLOK MALE		
DN	inch	mm	PART NO	C _A	
12	1/2	13	-0813	T787S-0813	28
19	3/4	20	-1220	T787S-1220	47
25	1	25	-1625	T787S-1625	55
31	1.1/4	32	-2032	T787S-2032	71
38	1.1/2	40	-2440	T787S-2440	78
51	2	50	-3250	T787S-3250	78

T700 BITELOK One-Piece Crimp Couplings



NON-SKIVE

For RYCO Hose Series H12A, H12D, H12S all sizes.
 For RYCO Hose Series T1A, T1D, T1F, T2A, T2D, T2S, TXA2D, RQP1,
 RQP2, sizes -06 to -32. For RYCO Hose DF26A, DF212A.
 For RYCO Hose HSP06A, HSP08A, HSP10A, HSH20A, HSH24A, HSH32A.

SKIVE

For RYCO Hose H1312A, H1312D, H1312S, H1316A, H1316D,
 H1316S, H1320A, H1320D, H1320S.
 For RYCO Hose PW26, TW16, TW18.

SAE FLANGE

CODE 61

FLANGE OD BELOW CLAMPS PAGE 281/282
***(5/8 KOMATSU)**
O RING NOT SUPPLIED

T713

T714

T729

HOSE SIZE		NOM. FLANGE SIZE	DASH SIZE	CODE 61 FLANGE	CODE 61 FLANGE 22.5° TUBE BEND			CODE 61 FLANGE 30° TUBE BEND			
DN	inch	inch		PART NO	C _A	PART NO	C _A	DL	PART NO	C _A	DL
12	1/2	1/2	-0808	T713-0808	45						
12	1/2	3/4	-0812	T713-0812	47						
19	3/4	*5/8	-1210	T713-1210	45						
19	3/4	3/4	-1212	T713-1212	46	T714-1212	76	16	T729-1212	39	66
19	3/4	1	-1216	T713-1216	50	T714-1216	80	18			
25	1	3/4	-1612								
25	1	1	-1616	T713-1616	52	T714-1616	89	17	T729-1616		
25	1	1.1/4	-1620	T713-1620	57	T714-1620	91	18			
25	1	1.1/2	-1624	T713-1624	84						
31	1.1/4	1	-2016	T713-2016	85						
31	1.1/4	1.1/4	-2020	T713-2020	59	T714-2020	107	20	T729-2020	52	92
31	1.1/4	1.1/2	-2024	T713-2024	85	T714-2024	109	18	T729-2024	55	93
38	1.1/2	1.1/2	-2424	T713-2424	85	T714-2424	127	14	T729-2424	55	118
38	1.1/2	2	-2432	T713-2432	95	T714-2432	134	17	T729-2432	62	122
51	2	2	-3232	T713-3232	101	T714-3232	161	28	T729-3232	79	141
51	2	2.1/2	-3240	T713-3240	101						

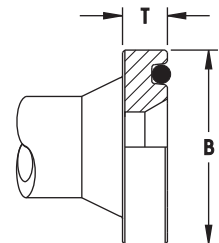
Dimensions for SAE Code 61 and Code 62 Flanges, and RYCO Code 62C Flanges

NOMINAL FLANGE	CODE 61				CODE 62				CODE 62C			
	B		T		B		T		B		T	
inch	mm	inch	mm	inch	mm	inch	mm	inch	mm	inch	mm	inch
1/2	30,2	1.19	6,73	0.265	31,8	1.25	7,75	0.305				
*5/8	34,0	1.34	6,73	0.265								
3/4	38,1	1.50	6,73	0.265	41,3	1.63	8,76	0.345	41,3	1.63	14,20	0.559
1	44,5	1.75	8,00	0.315	47,6	1.88	9,53	0.375	47,6	1.88	14,20	0.559
1.1/4	50,8	2.00	8,00	0.315	54,0	2.12	10,29	0.405	54,0	2.12	14,20	0.559
1.1/2	60,3	2.38	8,00	0.315	63,5	2.50	12,57	0.495	63,5	2.50	14,20	0.559
2	71,4	2.81	9,53	0.375	79,4	3.13	12,57	0.495				
2.1/2	84,1	3.31	9,53	0.375								

*5/8 is used by Komatsu.

RYCO Code 62C fittings conform to the flange OD and bolt hole patterns of SAE Code 62 but require special flange clamps.

RYCO Code 62C flange heads are thicker than SAE Code 62 and measure T = 14,2 mm (0.559 inch) in all sizes.



NON-SKIVE

For RYCO Hose Series H12A, H12D, H12S all sizes.
 For RYCO Hose Series T1A, T1D, T1F, T2A, T2D, T2S, TXA2D, RQP1, RQP2, sizes -06 to -32. For RYCO Hose DF26A, DF212A.
 For RYCO Hose HSP06A, HSP08A, HSP10A, HSH20A, HSH24A, HSH32A.

SKIVE

For RYCO Hose H1312A, H1312D, H1312S, H1316A, H1316D, H1316S, H1320A, H1320D, H1320S.
 For RYCO Hose PW26, TW16, TW18.

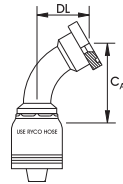
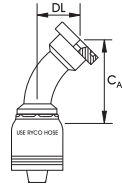
SAE FLANGE

T715

T730

CODE 61

FLANGE OD BELOW
 CLAMPS PAGE 281/282
 *(5/8 KOMATSU)
 O RING NOT SUPPLIED

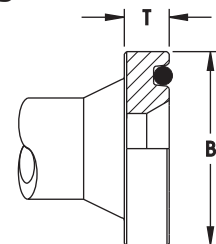


HOSE SIZE	NOM. FLANGE SIZE	DASH SIZE	CODE 61 FLANGE 45° TUBE BEND	CODE 61 FLANGE 60° TUBE BEND
-----------	------------------	-----------	------------------------------	------------------------------

DN	inch	inch		PART NO	C _A	DL	PART NO	C _A	DL
12	1/2	1/2	-0808	T715-0808	56	19			
12	1/2	3/4	-0812	T715-0812	59	22			
19	3/4	*5/8	-1210	T715-1210	70	28			
19	3/4	3/4	-1212	T715-1212	67	28	T730-1212	79	35
19	3/4	1	-1216	T715-1216	70	32	T730-1216		
25	1	3/4	-1612						
25	1	1	-1616	T715-1616	78	29	T730-1616	98	42
25	1	1.1/4	-1620	T715-1620	80	31	T730-1620	99	44
31	1.1/4	1	-2016	T715-2016	104	31			
31	1.1/4	1.1/4	-2020	T715-2020	100	34	T730-2020	135	52
31	1.1/4	1.1/2	-2024	T715-2024	103	37	T730-2024	136	55
38	1.1/2	1.1/2	-2424	T715-2424	113	41	T730-2424	149	52
38	1.1/2	2	-2432	T715-2432	118	46	T730-2432	146	63
51	2	2	-3232	T715-3232	149	61	T730-3232	178	83
51	2	2.1/2	-3240						

Dimensions for SAE Code 61 and Code 62 Flanges, and RYCO Code 62C Flanges

NOMINAL FLANGE	CODE 61				CODE 62				CODE 62C			
	B		T		B		T		B		T	
inch	mm	inch	mm	inch	mm	inch	mm	inch	mm	inch	mm	inch
1/2	30,2	1.19	6,73	0.265	31,8	1.25	7,75	0.305				
*5/8	34,0	1.34	6,73	0.265								
3/4	38,1	1.50	6,73	0.265	41,3	1.63	8,76	0.345	41,3	1.63	14,20	0.559
1	44,5	1.75	8,00	0.315	47,6	1.88	9,53	0.375	47,6	1.88	14,20	0.559
1.1/4	50,8	2.00	8,00	0.315	54,0	2.12	10,29	0.405	54,0	2.12	14,20	0.559
1.1/2	60,3	2.38	8,00	0.315	63,5	2.50	12,57	0.495	63,5	2.50	14,20	0.559
2	71,4	2.81	9,53	0.375	79,4	3.13	12,57	0.495				
2.1/2	84,1	3.31	9,53	0.375								



RYCO Code 62C fittings conform to the flange OD and bolt hole patterns of SAE Code 62 but require special flange clamps. RYCO Code 62C flange heads are thicker than SAE Code 62 and measure T = 14,2 mm (0.559 inch) in all sizes.

*5/8 is used by Komatsu.

T700 BITELOK One-Piece Crimp Couplings



NON-SKIVE

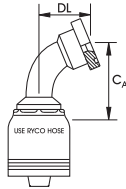
For RYCO Hose Series H12A, H12D, H12S all sizes.
 For RYCO Hose Series T1A, T1D, T1F, T2A, T2D, T2S, TXA2D, RQP1,
 RQP2, sizes -06 to -32. For RYCO Hose DF26A, DF212A.
 For RYCO Hose HSP06A, HSP08A, HSP10A, HSH20A, HSH24A, HSH32A.

SKIVE

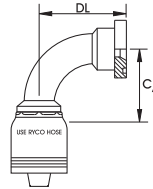
For RYCO Hose H1312A, H1312D, H1312S, H1316A, H1316D,
 H1316S, H1320A, H1320D, H1320S.
 For RYCO Hose PW26, TW16, TW18.

SAE FLANGE

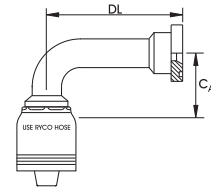
T716



T717



T717A



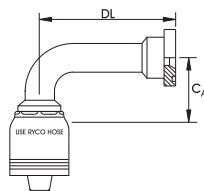
CODE 61

FLANGE OD PAGE 146
 CLAMPS PAGE 281/282
 *5/8 KOMATSU
 O RING NOT SUPPLIED

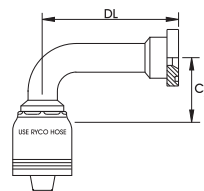
HOSE SIZE		NOM. FLANGE SIZE	DASH SIZE	CODE 61 FLANGE 67.5° TUBE BEND			CODE 61 FLANGE 90° TUBE BEND			CODE 61 FLANGE 90° SPECIAL TUBE BEND		
DN	inch	inch		PART NO	C _A	DL	PART NO	C _A	DL	PART NO	C _A	DL
12	1/2	1/2	-0808				T717-0808	38	42			
12	1/2	3/4	-0812				T717-0812	38	46	T717A-0812	41	71
19	3/4	*5/8	-1210				T717-1210	57	64			
19	3/4	3/4	-1212	T716-1212	73	41	T717-1212	55	52			
19	3/4	1	-1216	T716-1216	74	45	T717-1216	55	56	T717A-1216	59	84
25	1	3/4	-1612				T717-1612	67	67			
25	1	1	-1616	T716-1616	90	47	T717-1616	69	67			
25	1	1.1/4	-1620	T716-1620	91	50	T717-1620	69	70			
25	1	1.1/2	-1624				T717-1624	70	70			
31	1.1/4	1	-2016				T717-2016	93	74			
31	1.1/4	1.1/4	-2020	T716-2020	116	52	T717-2020	86	79			
31	1.1/4	1.1/2	-2024	T716-2024	119	53	T717-2024	86	83	T717A-2024	86	131
38	1.1/2	1.1/2	-2424	T716-2424	133	74	T717-2424	120	89			
38	1.1/2	2	-2432	T716-2432	136	81	T717-2432	120	97	T717A-2432	122	156
51	2	2	-3232	T716-3232	168	97	T717-3232	131	129	T717A-3232	124	223
51	2	2.1/2	-3240				T717-3240	131	135			

SAE FLANGE

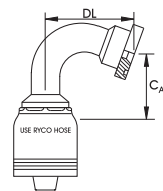
T717B



T717L



T791



CODE 61

FLANGE OD PAGE 146
 CLAMPS PAGE 281/282
 O RING NOT SUPPLIED

HOSE SIZE		NOM. FLANGE SIZE	DASH SIZE	CODE 61 FLANGE 90° SPECIAL TUBE BEND			CODE 61 FLANGE 90° LONG TUBE BEND			CODE 61 FLANGE 110° TUBE BEND		
DN	inch	inch		PART NO	C _A	DL	PART NO	C _A	DL	PART NO	C _A	DL
19	3/4	3/4	-1212	T717B-1212	58	52	T717L-1212	64	111			
25	1	1	-1616	T717B-1616	71	67	T717L-1616	70	133			
25	1	1.1/4	-1620				T717L-1620	70	133			
31	1.1/4	1.1/4	-2020	T717B-2020	86	79	T717L-2020	71	161			
31	1.1/4	1.1/2	-2024									
38	1.1/2	1.1/2	-2424	T717B-2424	120	89				T791-2424	143	107
38	1.1/2	2	-2432							T791-2432	143	107
51	2	2	-3232							T791-3232	162	112

NON-SKIVE

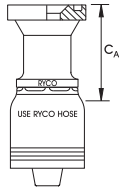
For RYCO Hose Series H12A, H12D, H12S all sizes.
 For RYCO Hose Series T1A, T1D, T1F, T2A, T2D, T2S, TXA2D, RQP1, RQP2, sizes -06 to -32. For RYCO Hose DF26A, DF212A.
 For RYCO Hose HSP06A, HSP08A, HSP10A, HSH20A, HSH24A, HSH32A.

SKIVE

For RYCO Hose H1312A, H1312D, H1312S, H1316A, H1316D, H1316S, H1320A, H1320D, H1320S.
 For RYCO Hose PW26, TW16, TW18.

SAE FLANGE

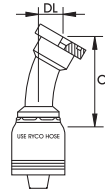
T733



T744



T745



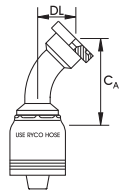
CODE 62

FLANGE OD PAGE 149
 CLAMPS PAGE 281/282
 O RING NOT SUPPLIED

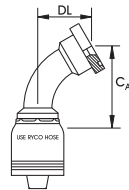
HOSE SIZE				NOM. FLANGE SIZE	DASH SIZE	CODE 62 FLANGE	CODE 62 FLANGE 22.5° TUBE BEND			CODE 62 FLANGE 30° TUBE BEND		
DN	inch	inch				PART NO	C _A	DL	PART NO	C _A	DL	
12	1/2	1/2	-0808			T733-0808	46					
19	3/4	3/4	-1212			T733-1212	51		T744-1212	78	17	
19	3/4	1	-1216			T733-1216	54		T744-1216	81	18	
25	1	3/4	-1612			T733-1612	53					
25	1	1	-1616			T733-1616	56					
25	1	1.1/4	-1620			T733-1620	67		T745-1620	92	24	
31	1.1/4	1.1/4	-2020			T733-2020	69					
31	1.1/4	1.1/2	-2024			T733-2024	99					
38	1.1/2	1.1/2	-2424			T733-2424	99					
38	1.1/2	2	-2432			T733-2432	117					
51	2	2	-3232			T733-3232	118					

SAE FLANGE

T735



T746



CODE 62

FLANGE OD PAGE 149
 CLAMPS PAGE 281/282
 O RING NOT SUPPLIED

HOSE SIZE				NOM. FLANGE SIZE	DASH SIZE	CODE 62 FLANGE	CODE 62 FLANGE				
DN	inch	inch				45° TUBE BEND	PART NO	C _A	DL		
19	3/4	3/4	-1212			T735-1212	68	30	T746-1212	106	83
19	3/4	1	-1216			T735-1216	71	32	T746-1216	107	84
25	1	3/4	-1612			T735-1612	84	31			
25	1	1	-1616			T735-1616	93	44			
25	1	1.1/4	-1620			T735-1620	81	32			
31	1.1/4	1.1/4	-2020			T735-2020	99	34			
31	1.1/4	1.1/2	-2024			T735-2024	102	37			
38	1.1/2	1.1/2	-2424			T735-2424	117	44			
38	1.1/2	2	-2432			T735-2432	118	46			
51	2	2	-3232			T735-3232	149	61			

T700 BITELOK One-Piece Crimp Couplings



NON-SKIVE

For RYCO Hose Series H12A, H12D, H12S all sizes.
 For RYCO Hose Series T1A, T1D, T1F, T2A, T2D, T2S, TXA2D, RQP1,
 RQP2, sizes -06 to -32. For RYCO Hose DF26A, DF212A.
 For RYCO Hose HSP06A, HSP08A, HSP10A, HSH20A, HSH24A, HSH32A.

SKIVE

For RYCO Hose H1312A, H1312D, H1312S, H1316A, H1316D,
 H1316S, H1320A, H1320D, H1320S.
 For RYCO Hose PW26, TW16, TW18.

SAE FLANGE

CODE 62

**FLANGE OD BELOW
CLAMPS PAGE 281/282
O RING NOT SUPPLIED**

T736

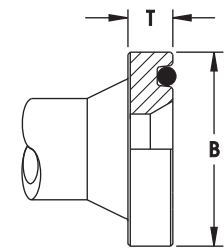
T737

T793

HOSE SIZE		NOM. FLANGE SIZE	DASH SIZE	CODE 62 FLANGE 67.5° TUBE BEND			CODE 62 FLANGE 90° TUBE BEND			CODE 62 FLANGE 110° TUBE BEND		
DN	inch	inch		PART NO	C _A	DL	PART NO	C _A	DL	PART NO	C _A	DL
12	1/2	1/2	-0808				T737-0808	38	45			
12	1/2	3/4	-0812				T737-0812	39	52			
19	3/4	3/4	-1212	T736-1212	99	85	T737-1212	55	88			
19	3/4	1	-1216	T736-1216	99	86	T737-1216	55	88			
25	1	3/4	-1612				T737-1612	73	104			
25	1	1	-1616				T737-1616	69	119			
25	1	1.1/4	-1620				T737-1620	69	119			
31	1.1/4	1.1/4	-2020				T737-2020	86	126			
31	1.1/4	1.1/2	-2024				T737-2024	85	126			
38	1.1/2	1.1/2	-2424				T737-2424	122	169	T793-2424	143	107
38	1.1/2	2	-2432				T737-2432	120	169	T793-2432	143	107
51	2	2	-3232				T737-3232	131	222	T793-3232	166	149

Dimensions for SAE Code 61 and Code 62 Flanges, and RYCO Code 62C Flanges

NOMINAL FLANGE	CODE 61				CODE 62				CODE 62C			
	B		T		B		T		B		T	
inch	mm	inch	mm	inch	mm	inch	mm	inch	mm	inch	mm	inch
1/2	30,2	1.19	6,73	0.265	31,8	1.25	7,75	0.305				
*5/8	34,0	1.34	6,73	0.265								
3/4	38,1	1.50	6,73	0.265	41,3	1.63	8,76	0.345	41,3	1.63	14,20	0.559
1	44,5	1.75	8,00	0.315	47,6	1.88	9,53	0.375	47,6	1.88	14,20	0.559
1.1/4	50,8	2.00	8,00	0.315	54,0	2.12	10,29	0.405	54,0	2.12	14,20	0.559
1.1/2	60,3	2.38	8,00	0.315	63,5	2.50	12,57	0.495	63,5	2.50	14,20	0.559
2	71,4	2.81	9,53	0.375	79,4	3.13	12,57	0.495				
2.1/2	84,1	3.31	9,53	0.375								



*5/8 is used by Komatsu.

RYCO Code 62C fittings conform to the flange OD and bolt hole patterns of SAE Code 62 but require special flange clamps. RYCO Code 62C flange heads are thicker than SAE Code 62 and measure T = 14,2 mm (0.559 inch) in all sizes.

NON-SKIVE

For RYCO Hose Series H12A, H12D, H12S all sizes.
 For RYCO Hose Series T1A, T1D, T1F, T2A, T2D, T2S, TXA2D, RQP1, RQP2, sizes -06 to -32. For RYCO Hose DF26A, DF212A.
 For RYCO Hose HSP06A, HSP08A, HSP10A, HSH20A, HSH24A, HSH32A.

SKIVE

For RYCO Hose H1312A, H1312D, H1312S, H1316A, H1316D, H1316S, H1320A, H1320D, H1320S.
 For RYCO Hose PW26, TW16, TW18.

SPECIAL FLANGE	T733C	T744C	T745C
----------------	-------	-------	-------

RYCO CODE 62C

**FLANGE OD PAGE 151
O RING NOT SUPPLIED**

HOSE SIZE				NOM. FLANGE SIZE	DASH SIZE	RYCO CODE 62C FLANGE	RYCO CODE 62C FLANGE 22.5° TUBE BEND			RYCO CODE 62C FLANGE 30° TUBE BEND		
DN	inch	inch				PART NO	C _A	DL	PART NO	C _A	DL	
19	3/4	3/4	-1212		T733C-1212	62			T744C-1212	132	20	
19	3/4	1	-1216		T733C-1216	62			T744C-1216	134	39	
25	1	1	-1616		T733C-1616	64						
25	1	1.1/4	-1620		T733C-1620	71						
31	1.1/4	1.1/4	-2020									
31	1.1/4	1.1/2	-2024									
38	1.1/2	1.1/2	-2424									

These T700C fittings have similar end styles to Caterpillar® XT-3 range of Flanged Hose Couplings.
 Cat™ Caterpillar®, XT-3™ Caterpillar®

SPECIAL FLANGE	T735C	T746C
----------------	-------	-------

RYCO CODE 62C

**FLANGE OD PAGE 151
O RING NOT SUPPLIED**

HOSE SIZE				NOM. FLANGE SIZE	DASH SIZE	RYCO CODE 62C FLANGE 45° TUBE BEND	RYCO CODE 62C FLANGE 60° TUBE BEND				
DN	inch	inch				PART NO	C _A	DL	PART NO	C _A	DL
19	3/4	3/4	-1212		T735C-1212	72	34		T746C-1212	107	84
19	3/4	1	-1216		T735C-1216	75	36		T746C-1216	108	86
25	1	1	-1616								
25	1	1.1/4	-1620								
31	1.1/4	1.1/4	-2020								
31	1.1/4	1.1/2	-2024								
38	1.1/2	1.1/2	-2424								

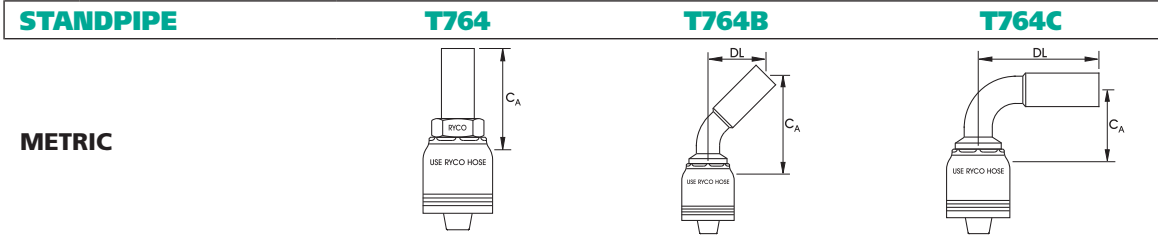
These T700C fittings have similar end styles to Caterpillar® XT-3 range of Flanged Hose Couplings.
 Cat™ Caterpillar®, XT-3™ Caterpillar®

NON-SKIVE

For RYCO Hose Series H12A, H12D, H12S all sizes.
 For RYCO Hose Series T1A, T1D, T1F, T2A, T2D, T2S, TXA2D, RQP1, RQP2, sizes -06 to -32. For RYCO Hose DF26A, DF212A.
 For RYCO Hose HSP06A, HSP08A, HSP10A, HSH20A, HSH24A, HSH32A.

SKIVE

For RYCO Hose H1312A, H1312D, H1312S, H1316A, H1316D, H1316S, H1320A, H1320D, H1320S.
 For RYCO Hose PW26, TW16, TW18.




HOSE SIZE	TUBE SIZE	DASH SIZE	METRIC STANDPIPE	METRIC STANDPIPE 45° TUBE BEND	METRIC STANDPIPE 90° TUBE BEND
DN	inch	mm	PART NO	PART NO	PART NO
12	1/2	14	T764-0814		
12	1/2	16			
19	3/4	20	T764-1220		
19	3/4	25			
25	1	25			
31	1.1/4	30	T764-2030		
31	1.1/4	38	T764-2038		

Note: See page 273 for DKL and DKS Metric Nuts and Olives for use with Metric Standpipe Fittings



HOSE SIZE	A	DASH SIZE	SALVAGE (LIFESAVER)
DN	inch	inch	PART NO
10	3/8	3/8	
12	1/2	1/2	T723-0808
12	1/2	5/8	T723-0810
19	3/4	5/8	T723-1210
19	3/4	3/4	T723-1212
19	3/4	1	T723-1216
25	1	3/4	T723-1612
25	1	1	T723-1616
25	1	1.1/4	T723-1620
31	1.1/4	1	T723-2016
31	1.1/4	1.1/4	T723-2020
38	1.1/2	1.1/2	T723-2424
51	2	2	T723-3232



HOSE SIZE	THREAD SIZE	TUBE SIZE	DASH SIZE	UN O RING MALE
DN	inch	inch	inch	PART NO
10	3/8	9/16	3/8	
12	1/2	3/4	1/2	
16	5/8	7/8	5/8	
19	3/4	1.1/16	3/4	T720-1217
25	1	1.5/16	1	T720-1621
31	1.1/4	1.5/8	1.1/4	

WARNING: Due to high pressures involved, special care must be taken when using T723 Salvage Couplings. See Clause 7 of the Terms & Conditions of Sale.